

Manitowoc Public School District

2016-2017

Budget



MEMBERS
OF THE
MANITOWOC PUBLIC SCHOOL DISTRICT
BOARD OF EDUCATION

Keith Shaw - *President*

Linda Gratz - *Vice President/Clerk*

Karen Rohrer - *Treasurer*

Barbara Herrmann - *Member*

David Nickels - *Member*

Catherine Shallue - *Member*

Liz Williams - *Member*

TABLE OF CONTENTS

Citizen letter from the Superintendent	1
Proposed 2016-17 Budget Summary (DPI required format)	2
Proposed 2016-17 Budget Summary (District format)	3
Non-Financial Information	
The District.....	4
Board of Education	4
Central Administration.....	6
General Financial Information	7
District Mission and Goals.....	8
Budget and Financial Data	
Five Year Net Tax Levy Comparison	9
Tax Levy Computation – Comments	10
Pie Chart of 2016-17 Budget Expenditures by Educational Function	11
Pie Charts of Revenues and Expenditures by Category (2016-17 and 2015-16).....	12
Pie Charts of Expenditures by Educational Function	13
Explanation of Equalized Value vs. Assessed Value.....	14
Summary of All Funds	
General Fund.....	16
Special Projects Funds	17
Debt Service Funds	18
Capital Projects Fund	19
Food Service Fund	20
Agency & Trust Funds.....	21
Revenues	
General Fund (Fund 10)	23
Special Projects Funds (Fund 21)	26
Special Projects Funds (Fund 27)	27
Non-Referendum Debt Service Fund (Fund 38).....	28
Referendum Approved Debt Service Fund (Fund 39)	29
Long Term Capital Improvement Trust Fund (Fund 46).....	29
Other Capital Projects Fund (Fund 49)	29
Food Service Fund (Fund 50)	30
General Fund (Fund 10) Expenditures	
Object 100 – Salaries	33
Object 200 – Employee Benefits.....	33
Object 300 – Purchased Services	33
Object 400 – Non-Capital Objects	42
Object 500 – Capital Objects	51
Object 600 – Debt Retirement.....	53
Object 700 – Insurance and Judgments.....	53
Object 800 – Operating Transfers	53
Object 900 – Other Objects.....	54
Special Project Funds (Fund 21) Expenditures	
Object 100 – Salaries	56
Object 200 – Employee Benefits.....	56

Object 300 – Purchased Services	56
Object 400 – Non-Capital Objects	56
Object 500 – Capital Objects	57
Object 900 – Other Objects.....	57
Special Project Funds (Fund 27) Expenditures	
Object 100 – Salaries	57
Object 200 – Employee Benefits.....	58
Object 300 – Purchased Services	58
Object 400 – Non-Capital Objects	59
Object 500 – Capital Objects	61
Object 900 – Other Objects.....	61
Debt Service Funds (Fund 30) Expenditures	
Object 600 – Debt Retirement - Fund 38	62
Object 600 – Debt Retirement - Fund 39	62
Capital Projects Funds (Fund 49) Expenditures	
Object 300 – Purchased Services	62
Object 400 – Non-Capital Objects	62
Object 500 – Capital Objects	62
Food Service Fund (Fund 50) Expenditures	
Object 300 – Purchased Services	63
Object 400 – Non-Capital Objects	63
Object 500 – Capital Objects	64
Object 900 – Other Objects.....	64
Supplemental Information	
2016-17 Revenue Limit Worksheet (estimate)	66
2016-17 Equalization Aid (estimate)	68
Student Enrollment – Average FTE Membership.....	69
2015-16 Tax Levies for Various School Districts.....	70
Long-Term Debt Schedule (Fund 38 and Fund 39).....	71
Debt Service Funds - Principal and Interest Charts (Fund 38 and Fund 39)	72
Ten Year Tax Levy Comparison.....	74
Net Tax Levy Rate for the Last 10 Years Chart.....	75
Wisconsin Uniform Financial Accounting Requirements (WUFAR)	
State Budget Funds and Objects Description.....	76
State Budget Coding - Expenditures Accounts (Objects).....	79
State Budget Coding - Expenditures Accounts (Functions)	80
Buildings and Property List	82



Manitowoc Public School District

September 23, 2016

Dear Citizens:

I am proud to present to you the 2016-17 budget document for the Manitowoc Public School District. Putting together a budget of this size is a complex task and huge undertaking. The District is a low revenue district, as identified by the State of Wisconsin. As a consequence, the District has been left with the task of reducing expenditures the past years to meet the revenue limit. It is essential that we prioritize all available resources to positively impact student achievement.

In April 2015, the voters of the Manitowoc Public School District approved three referendum questions to exceed the revenue limit for a total of \$2,000,000. The district is in the second year of the referendum.

Even with the referendum, the revenue limit is expected to decrease from \$51,020,781 to \$50,401,474 for 2016-17 or a reduction of \$619,307. However, state equalization aid is projected to increase from \$29,695,972 to \$30,069,870 or an increase of \$373,898. General Fund budgeted expenditures grew by \$2,204,603 or an increase of 3.96%. The MPSD continues to be a low spending district according to the Wisconsin Information System for Education (WISEdash).

The District's projected budget calls for a total property tax levy decrease of \$527,834, which is a 2.54% decrease from the prior year. With the projected tax rate of \$8.66, the MPSD will still have a tax rate much lower than the state average and still be the lowest in Manitowoc County and one of the lowest in the state.

This document identifies specific financial details which we want to share with the public. Your support of the Manitowoc Public School District enables us to provide high quality, comprehensive education for all students. I want to thank you for your continued support of the MPSD.

Sincerely,

A handwritten signature in black ink that reads 'Mark Holzman'. The signature is written in a cursive, flowing style.

Mark Holzman
Superintendent of Schools

MANITOWOC PUBLIC SCHOOL DISTRICT BUDGET SUMMARY

GENERAL FUND	Audited 2014-2015	Audited 2015-2016	Budget 2016-17
Beginning Fund Balance	15,396,800.94	15,401,820.12	16,577,573.87
Ending Fund Balance	15,401,820.12	16,577,573.87	15,377,573.87
REVENUES & OTHER FINANCING SOURCES			
Transfers-In (Source 100)	1,006.92	0.00	0.00
Local Sources (Source 200)	19,946,166.57	21,519,707.11	20,990,979.00
Inter-district Payments (Source 300 + 400)	631,449.40	791,100.24	876,710.00
Intermediate Sources (Source 500)	0.00	0.00	0.00
State Sources (Source 600)	31,316,115.00	31,997,494.10	32,931,934.00
Federal Sources (Source 700)	1,625,704.79	1,769,944.03	1,754,172.00
All Other Sources (Source 800 + 900)	157,130.78	163,346.30	87,035.00
TOTAL REVENUES & OTHER FINANCING SOURCES	53,677,573.46	56,241,591.78	56,640,830.00
EXPENDITURES & OTHER FINANCING USES			
Instruction (Function 100 000)	27,566,225.80	28,561,590.41	29,660,522.00
Support Services (Function 200 000)	16,316,899.36	17,025,439.28	18,533,995.00
Non-Program Transactions (Function 400 000)	9,789,429.12	9,478,808.34	9,646,313.00
TOTAL EXPENDITURES & OTHER FINANCING USES	53,672,554.28	55,065,838.03	57,840,830.00

SPECIAL PROJECTS FUND	Audited 2014-2015	Audited 2015-2016	Budget 2016-17
Beginning Fund Balance	359,196.89	354,734.75	389,650.95
Ending Fund Balance	354,734.75	389,650.95	343,820.95
REVENUES & OTHER FINANCING SOURCES	9,967,699.37	10,407,140.54	10,657,320.00
EXPENDITURES & OTHER FINANCING USES	9,972,161.51	10,372,224.34	10,703,150.00

DEBT SERVICE FUND	Audited 2014-2015	Audited 2015-2016	Budget 2016-17
Beginning Fund Balance	1,006.10	0.00	0.00
Ending Fund Balance	0.00	0.00	0.00
REVENUES & OTHER FINANCING SOURCES	1,244,057.80	839,177.50	527,428.00
EXPENDITURES & OTHER FINANCING USES	1,245,063.90	839,177.50	527,428.00

CAPITAL PROJECTS FUND	Audited 2014-2015	Audited 2015-2016	Budget 2016-17
Beginning Fund Balance	205,288.34	5,032,903.43	4,170,288.37
Ending Fund Balance	5,032,903.43	4,170,288.37	1,173,063.37
REVENUES & OTHER FINANCING SOURCES	5,914,464.61	87,184.74	77,775.00
EXPENDITURES & OTHER FINANCING USES	1,086,849.52	949,799.80	3,075,000.00

FOOD SERVICE FUND	Audited 2014-2015	Audited 2015-2016	Budget 2016-17
Beginning Fund Balance	326,852.42	339,380.80	307,537.87
Ending Fund Balance	339,380.80	307,537.87	307,997.87
REVENUES & OTHER FINANCING SOURCES	1,968,622.10	1,941,566.79	1,995,580.00
EXPENDITURES & OTHER FINANCING USES	1,956,093.72	1,973,409.72	1,995,120.00

Total Expenditures and Other Financing Uses

ALL FUNDS	Audited 2014-2015	Audited 2015-2016	Budget 2016-17
GROSS TOTAL EXPENDITURES -- ALL FUNDS	67,932,722.93	69,200,449.39	74,141,528.00
Interfund Transfers (Source 100) - ALL FUNDS	(7,890,569.66)	(7,132,879.19)	(7,052,172.00)
Refinancing Expenditures (FUND 30)	0.00	0.00	0.00
NET TOTAL EXPENDITURES -- ALL FUNDS	60,042,153.27	62,067,570.20	67,089,356.00
PERCENTAGE INCREASE - NET TOTAL FUND EXPENDITURES FROM PRIOR YEAR	-2.56%	3.37%	8.09%

PROPOSED PROPERTY TAX LEVY

FUND	Audited 2014-2015	Audited 2015-2016	Budget 2016-17
General Fund	19,362,942.00	20,750,575.00	20,222,741.00
Referendum Debt Service Fund	0.00	0.00	0.00
Non-Referendum Debt Service Fund	0.00	0.00	0.00
TOTAL SCHOOL LEVY	19,362,942.00	20,750,575.00	20,222,741.00
PERCENTAGE INCREASE -- TOTAL LEVY FROM PRIOR YEAR	3.54%	7.17%	-2.54%

The below listed new or discontinued programs have a financial impact on the proposed 2016-17 budget:

NEW OR DISCONTINUED PROGRAMS/PROJECTS	FINANCIAL IMPACT
Other State Grant Revenue	104,119.00
Capital Projects and Miscellaneous Items	1,200,000.00

MANITOWOC PUBLIC SCHOOL DISTRICT BUDGET SUMMARY
2016-2017 Budget

	2016-2017 Budget	2015-2016 Budget	\$ Change in Budget	% Change in Budget	Explanation
EXPENDITURES					
General Fund - (Fund 10)					
Salaries	\$27,139,343	\$26,706,310	\$433,033	1.62%	
Employee Benefits	10,894,433	10,570,013	324,420	3.07%	
Purchased Services	8,406,995	6,786,054	1,620,941	23.89%	Capital Projects & Misc Items \$1,200,000
Non-Capital Objects	2,396,185	2,285,224	110,961	4.86%	
Capital Objects	1,032,021	1,198,381	(166,360)	-13.88%	
Debt Retirement	246,879	247,879	(1,000)	-0.40%	
Insurance/Judgments	553,495	543,988	9,507	1.75%	
Operating Transfers-Out	7,052,172	7,174,499	(122,327)	-1.71%	Transfer to Fund 27 & 38 7,052,172
Other Objects	119,307	123,879	(4,572)	-3.69%	
Total General Fund (Fund 10)	\$57,840,830	\$55,636,227	\$2,204,603	3.96%	
Special Projects Funds (Fund 21 & 27)					
Salaries	6,701,866	6,495,541	206,325	3.18%	
Employee Benefits	3,188,261	3,078,804	109,457	3.56%	
Other Objects	813,023	936,741	(123,718)	-13.21%	
Debt Service Fund (Fund 38 & 39)	527,428	839,179	(311,751)	-37.15%	Debt Service Schedule
Capital Project (Fund 45 & 49)	3,075,000	2,585,000	490,000	18.96%	
Food Service Fund (Fund 50)	1,995,120	1,993,960	1,160	0.06%	
Agency and Trust Fund (Fund 60 & 70)	0	0	0	N/A	
TOTAL EXPENDITURES	\$74,141,528	\$71,565,452	\$2,576,076	3.60%	
REVENUES (exclusive of levy)					
General Fund (Fund 10)					
Operating Transfers-In	\$0	\$0	\$0	N/A	
Local Sources	768,238	510,990	257,248	50.34%	
Interdistrict Payments (Open Enrollment)	876,710	790,738	85,972	10.87%	
Intermediate Sources	0	0	0	N/A	
State Sources	32,931,934	31,784,891	1,147,043	3.61%	General State Aids 30,069,870
Federal Sources	1,754,172	1,694,783	59,389	3.50%	
Other Financing Sources	0	30	(30)	-100.00%	
Other Revenues	87,035	104,220	(17,185)	-16.49%	
Total General Fund (Fund 10)	\$36,418,089	\$34,885,652	\$1,532,437	4.39%	
Special Projects Funds (Fund 21 & 27)					
Debt Service Fund (Fund 38 & 39)	10,657,320	10,490,586	166,734	1.59%	Transfer from Fund 10 6,590,043
Capital Project (Fund 45 & 49)	527,428	839,179	(311,751)	-37.15%	Transfer from Fund 10 462,129
Food Service Fund (Fund 50)	77,750	103,630	(25,880)	-24.97%	
School Lunch and Milk	1,995,580	1,994,730	850	0.04%	
Agency and Trust Fund (Fund 60 & 70)	0	0	0	N/A	
TOTAL REVENUES (exclusive of tax levy)	\$49,676,167	\$48,313,777	\$1,362,390	2.82%	77,750
TAX LEVIES					
General Fund (Fund 10)					
General Fund (Fund 10)	20,222,741	20,750,575	(527,834)	-2.54%	
Debt Service Fund (Fund 38 & 39)	0	0	0	N/A	
TOTAL TAX LEVY	\$20,222,741	\$20,750,575	(\$527,834)	-2.54%	Revenue Cap \$50,401,474
TOTAL REVENUES (inclusive of tax levy)	\$69,898,908	\$69,064,352	\$834,556	1.21%	
CHANGE IN FUND BALANCE					
General Fund (Fund 10)	1,200,000	0	Use of General Fund Balance		General Fund Tax Levy 20,222,741
Special Projects Funds (Fund 21 & 27)	45,830	20,500	Kupper & Ratsch Trust		Less: Prior Year Chargeback (1,437)
Debt Service Fund (Fund 38 & 39)	0	0	Debt Service Fund Transfer		Computer Aid 110,300
Capital Project (Fund 45 & 49)	2,997,250	2,481,370			General State Aid 30,069,870
Food Service Fund (Fund 50)	(460)	(770)			\$50,401,474
Agency and Trust Fund (Fund 60 & 70)	0	0			
TOTAL CHANGE IN FUND BALANCE	\$4,242,620	\$2,501,100			Under (Over) Rev. Limit \$0
TOTAL REVENUES	\$74,141,528	\$71,565,452			

THE DISTRICT

The administration of the Manitowoc Public School District is exercised by a Board of Education (“the Board”). The Board consists of seven members who are elected at large for staggered three-year terms of office. The Board elects a President, Vice President, Clerk and Treasurer from among its members for one-year terms.

Unified School Districts hold an annual hearing, which may incorporate a public hearing, prior to adopting the budget for the ensuing year. The Board shall present at the annual meeting a full, itemized written report. The report shall state all receipts and expenditures of the District since the last annual meeting, the current cash balance of the District, the amount of the deficit and the bills payable of the District, the amount necessary to be raised by taxation for the support of the schools of the District for the ensuing year and the amount required to pay the principal and interest of any debt due during the ensuing year. The report shall also include the budget summary. The Board has the power and duty, among other things, to make rules for the organization, graduation, and government of the schools of the District, enter into agreements with other governmental units, tax for operation and maintenance, engage employees (including a Superintendent) and purchase school equipment.

Location

The Manitowoc Public School District is located in east central Wisconsin and encompasses an area of approximately 93 square miles in Manitowoc County. The District is comprised entirely of the City of Manitowoc and the Town of Manitowoc and portions of the City of Two Rivers, the Towns of Centerville, Kossuth, Manitowoc Rapids, Newton, and Two Rivers.

The district is approximately 75 miles north of Milwaukee, 20 miles southeast of Green Bay and 150 miles northwest of Chicago, Illinois. The District is located on Lake Michigan in a natural harbor formed by an outlet of the Manitowoc River.

Education

The Manitowoc Public School District offers a comprehensive program for students in pre-kindergarten through the 12th grade. The District operates a pre-kindergarten through kindergarten center, six elementary schools, two junior high schools, one alternative school, and one high school with four other specialized buildings. Eight other buildings exist to supplement the other buildings. The District’s September 18, 2015 total full-time equivalent enrollment was 5,033. The District employs about 862 full and part-time staff during the school year.

BOARD OF EDUCATION

The present members of the Board and the expiration of their respective terms of office are as follows:

<u>Name</u>	<u>Expiration of Board Term</u>
Keith Shaw, President	April, 2019
Linda Gratz, Vice President/Clerk	April, 2018
Karen Rohrer, Treasurer	April, 2017
Barbara Herrmann, Member	April, 2017
Dave Nickels, Member	April, 2019
Catherine Shallue, Member	April, 2018
Liz Williams, Member	April, 2019

Board of Education



Keith Shaw - President




Linda Gratz - Vice-President/Clerk



Karen Rohrer - Treasurer



Barbara Herrmann - Member



Dave Nickels - Member



Liz Williams - Member



Catherine Shallue - Member

CENTRAL ADMINISTRATION

The Board is empowered to employ a Superintendent to conduct the affairs and programs of the District. The District Superintendent is Mark Holzman. Mark Holzman has served the District for one year. The members of the administrative team are listed below.

<u>Name</u>	<u>Title</u>	<u>Years of Service</u>
Mark Holzman	Superintendent	1
Deborah Shimanek	Director of Elementary and Secondary Education	12
Joyce Greenwood-Aerts	Director of Human Resources	1 st
Kenneth W. Mischler	Director of Business Services	24
Chris DuPré	Director of Buildings and Grounds	1 st
Joanne Metzen	Director of Pupil Services	17

Employment Relations

<u>Union</u>	<u>Represents</u>	<u>Expiration</u>
Manitowoc Education Association (MEA)	Teachers	June 30, 2017
Manitowoc Educational Paraprofessionals (MEP)	Paraprofessionals	June 30, 2017

All eligible District personnel are covered by the Municipal Employment Relations Act (MERA) of the Wisconsin Statutes. Pursuant to that law, employees have the right to organize and collectively bargain with municipal employers.

The Wisconsin legislature modified the Municipal Employment Relations Act (MERA) and the State Employment Labor Relations Act (SELRA) in 2011, which alters the collective bargaining rights of public employees in Wisconsin. The new legislation prohibit any municipal employer under MERA or the state under SELRA from bargaining collectively with a collective bargaining unit containing a general municipal employee with respect to any factor or condition of employment except wages. Wages would include only total base wages and would exclude any other compensation, including, but not limited to, overtime, premium pay, merit pay, performance pay, supplemental compensation, pay schedules, and automatic pay progressions.

Unless approved by referendum as described below, prohibit any increase in base wages that exceeds the total base wages for authorized positions 180 days before the expiration of the previous collective bargaining agreement by a greater percentage than the increase in the consumer price index. The Department of Revenue would be authorized, upon a request from WERC, to determine, for the purposes of these provisions, the average annual percentage change in the U.S. consumer price index for all urban consumers, U.S. city average, as determined by the federal Department of Labor, for the 12 months immediately preceding the request from WERC.

Collective bargaining is still conducted by the Board through a negotiating committee of the Board with support from District administrative personnel and occasionally using private labor counsel as consultants. Staff responsibilities rest with the Superintendent. Board members and the Superintendent calculate the cost and long-range financial impact.

Pension Plan

Qualified employees of the District are covered under the Wisconsin Retirement System (WRS) established under Chapter 41 of the Wisconsin Statutes. The amounts of such contributions are determined by the Wisconsin Retirement fund and are in accordance with the actuarially determined requirement. Under Wisconsin Act 10, a WRS general participant is required to make an employee contribution to the WRS in an amount equal to one-half of all actuarially-required contributions, as approved by the Employee Trust Fund (ETF) Board. The Manitowoc Public School District introduced a cost effective FICA alternative plan for coverage of part-time, seasonal and temporary employees.

GENERAL FINANCIAL INFORMATION

The financial operations of the District are conducted primarily through a series of state mandated funds. All revenues except those attributable to the building funds and other funds authorized by State law are accounted for in the general fund, and any lawful expenditure of the District must be made from the appropriate fund and recorded therein.

As in other areas of the United States, the financing of public education in the State is subject to changing legislation, variations in public opinion, examination of financing methods through litigation and other matters. For these reasons the District cannot anticipate with certainty all of the factors which may influence the financing of its future activities.

Budgeting Process

The District is required by State law to annually formulate a budget and to hold an annual meeting thereon prior to the determination of the amounts to be financed in whole or in part by general property taxes, funds on hand or estimated revenues from other sources. Such budget must list existing indebtedness of the District and all anticipated revenue from all sources during the ensuing year and must also list all proposed appropriations for each department, activity and reserve account of the District during the ensuing year. The published budget must show actual revenues and expenditures for the preceding year, actual revenues and expenditures for not less than the first six months of the current year and estimated revenues and expenditures for the balance of the current year.

As part of the budgeting process, budget requests are submitted during the last half of the fiscal year by the teachers and departmental administrators of each school to their respective principals, who thereafter review and revise such request and submit them with their recommendations to the Superintendent of the District. After review and adjustment by the administrative staff, the proposed budget is presented to the Manitowoc Public School District Board of Education Finance and Budget Committee, at which time the proposed budget is reviewed with the District's administrative staff. After further review and adjustment, the proposed budget is submitted to the full Board each year. The proposed budget is formally adopted by the Board after the annual budget hearing is held.

MISSION STATEMENT

The Manitowoc Public School District will provide rigorous learning for all students within a safe and orderly environment. We will educate pupils in the basics and help them develop as self-reliant citizens.

DISTRICT GOALS

STUDENT LEARNING

The Manitowoc Public School District will continuously focus on improving student learning in order to prepare all students for the challenges of life beyond the classroom by providing high quality and intellectually challenging instruction and educational services consistent with their needs.

STAFF

The Manitowoc Public School District will hire and retain highly skilled, qualified, and dedicated employees and will promote a collaborative and supportive environment that fosters the growth of all staff.

COMMUNICATION

The MPSD embraces communication and collaboration to engage students, staff, parents and the community.

OPERATIONS

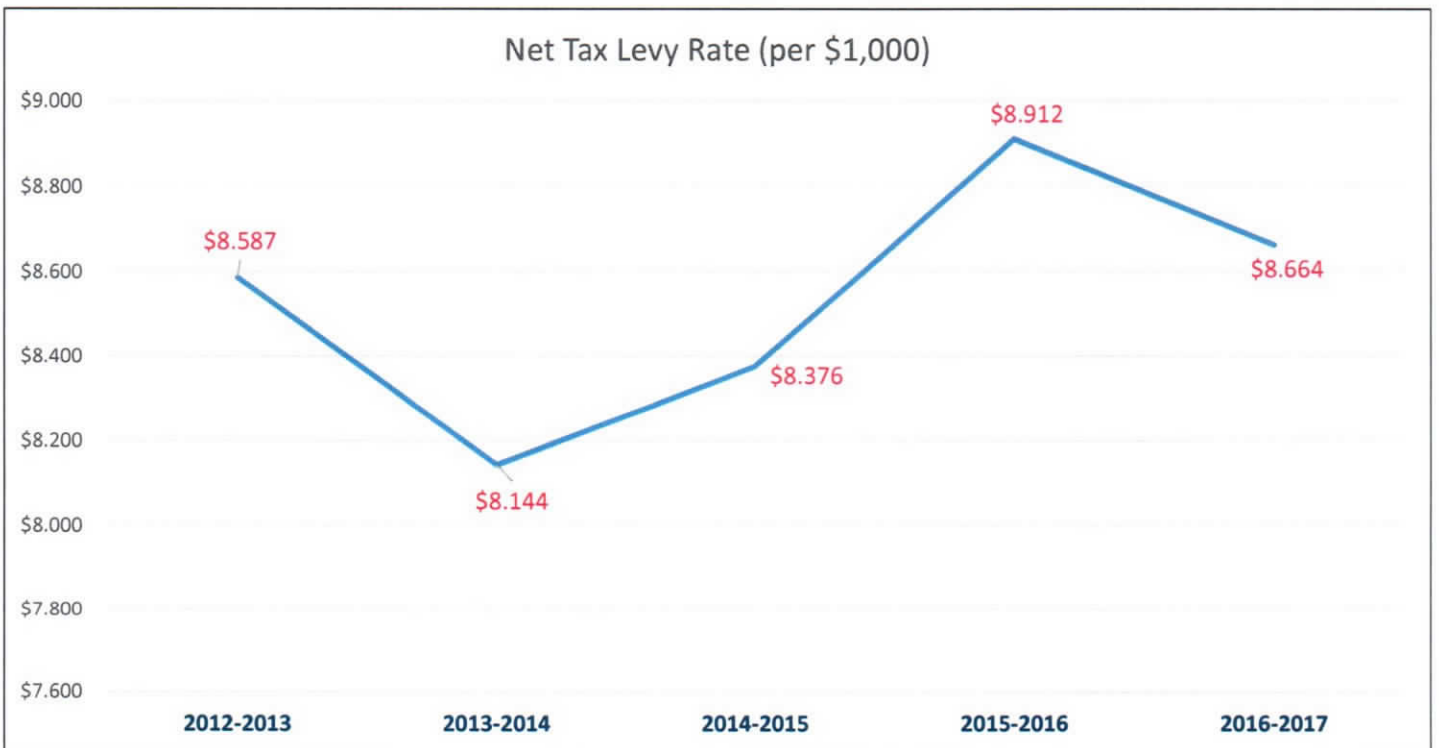
The Manitowoc Public School District will efficiently and effectively manage operations, buildings and grounds, and resources to ensure a safe and orderly environment that meets current and future needs of students, staff, and the community.

FIVE YEAR NET TAX LEVY COMPARISON
2012-2013 through 2016-2017 Budgets (including tax levy chargebacks)
Manitowoc Public School District

Budget Year	2012-2013	2013-2014	2014-2015	2015-2016	2016-2017
Tax Year	2013	2014	2015	2016	2017
Tax Levies:					
General Fund (Fund 10)	19,121,424	18,700,168	19,362,942	20,750,575	20,222,741
Debt Service Fund (Fund 30)	820,000	0	0	0	0
Capital Projects Fund (Funds 40)	0	0	0	0	0
Food Service Fund (Fund 50)	0	0	0	0	0
Agency Fund (Fund 60)	0	0	0	0	0
Trust Fund (Fund 70)	0	0	0	0	0
Total Tax Levy-All Funds	19,941,424	18,700,168	19,362,942	20,750,575	20,222,741
Percent Increase	0.31%	-6.22%	3.54%	7.17%	-2.54%

Equalized Property Value	2,322,368,873	2,296,204,403	2,311,640,503	2,328,265,815	2,334,075,815
Percent Increase	-2.83%	-1.13%	0.67%	0.72%	0.25%

Net Tax Levy Rate (per \$1,000)	\$8.587	\$8.144	\$8.376	\$8.912	\$8.664
Percent Increase (Decrease)	3.23%	-5.16%	2.85%	6.40%	-2.78%
Net Tax Levy Rate Increase	\$0.269	(\$0.443)	\$0.232	\$0.536	(\$0.248)



Tax Levy Computation - Comments

This exhibit summarizes the overall changes in Expenditures, Non-Tax Levy Revenue and the resulting 2016-2017 Tax Levy requirement. The District was allowed to increase the tax levy based on passing three referendums totaling \$2,000,000 for the 2015-16 through the 2017-18 school years. The District estimated a small 0.25% increase in the equalized property value for the District over the the prior year's equalized value. A decrease in the revenue limit and an estimated increase in equalization aid, will result in an decrease in the net tax levy. The total property tax levy will decrease by \$527,834 or 2.54%% and the net tax levy is estimated to decrease 2.78%.

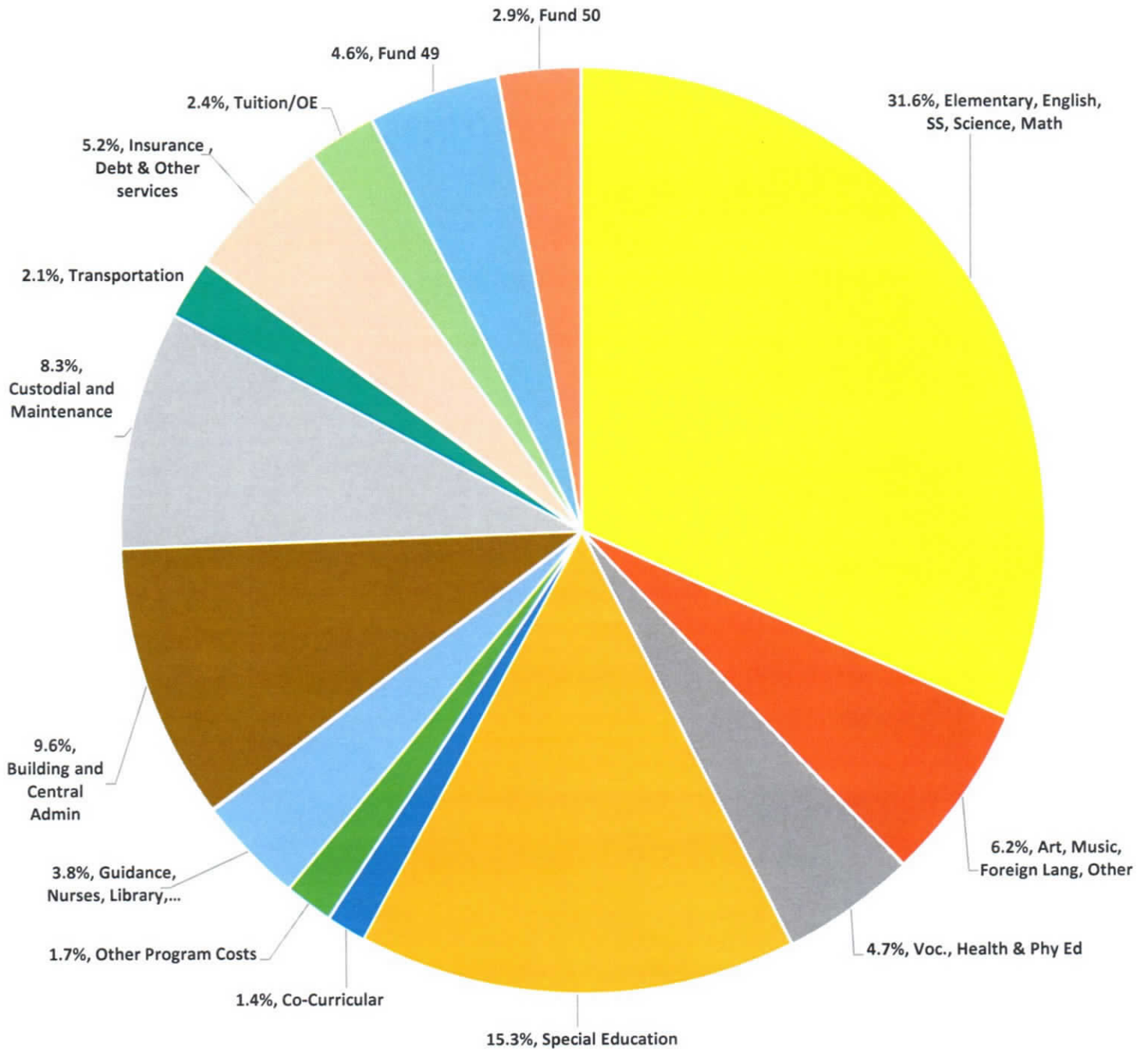
One area of uncertainty is state equalization aids (non-tax levy revenues). State equalization aid is dependent upon state budget appropriations, a district's prior year shared costs, student membership, and the current year's (October 1) equalized value. The state equalization aid is projected to increase from \$29,695,972 to \$30,069,870 or an increase of \$373,898 or 1.26%.

Another area of uncertainty is the revenue limit. The revenue limit is based on the third Friday in September enrollment count and other factors. The main components of the revenue limit are equalization aid, property taxes, and computer aid. The District is currently planning to increase the tax levy to the maximum amount under the state revenue limit. In late October, when all the information is available, the Manitowoc Public School District will set the tax levy.

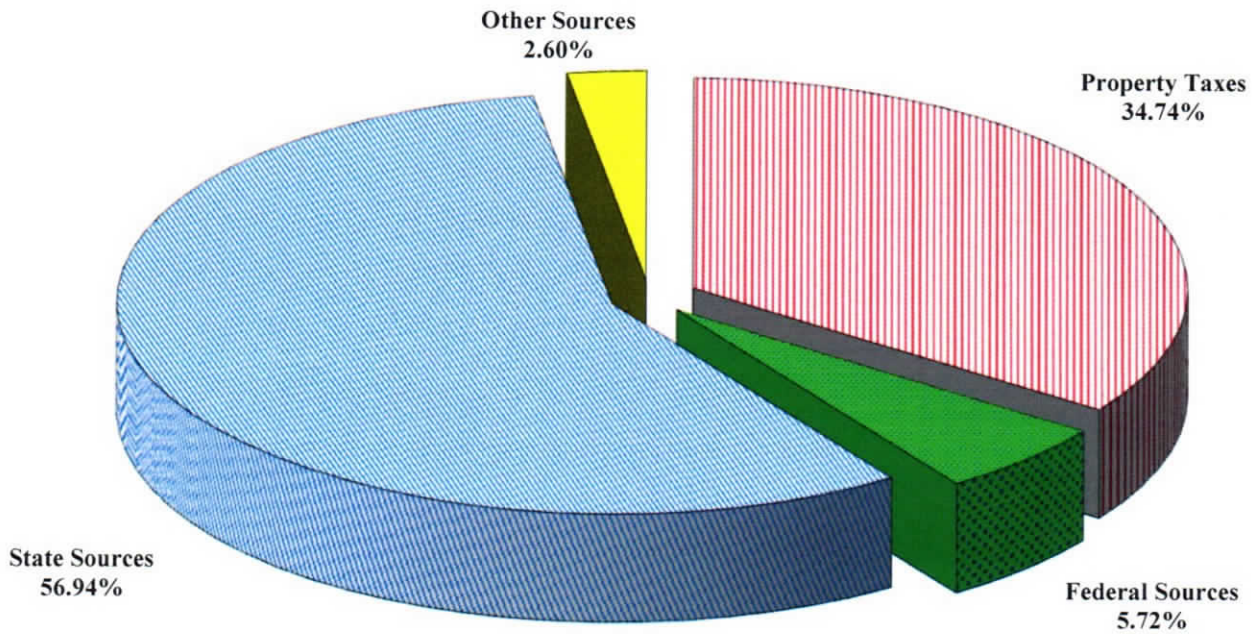
	Budget 2016-2017	Budget 2015-2016	Dollar Change	Percent Change
Gross Total Expenditures – All Funds	\$74,141,528	\$71,565,452	\$2,576,076	3.60%
Total Expenditures (Net of Transfers) – All Funds	\$67,089,356	\$64,390,953	\$2,698,403	4.19%
Total Revenues - All Funds (Exclusive of Tax Levy)	\$49,676,192	\$48,313,507	\$1,362,685	2.82%
Total Tax Levy - All Funds	\$20,222,741	\$20,750,575	(\$527,834)	-2.54%
Total Revenues - All Funds (Inclusive of Tax Levy)	\$69,898,933	\$69,064,082	\$834,851	1.21%
Equalized Property Value	\$2,334,075,815	\$2,328,265,815	\$5,810,000	0.25%
Net Tax Levy Rate (per \$1,000)	\$8.664	\$8.912	(\$0.248)	-2.78%

Note: For every \$207,500 change in Revenues or Expenditures, the net tax levy rate will increase or decrease by \$.089 per \$1,000 or 1.0%.

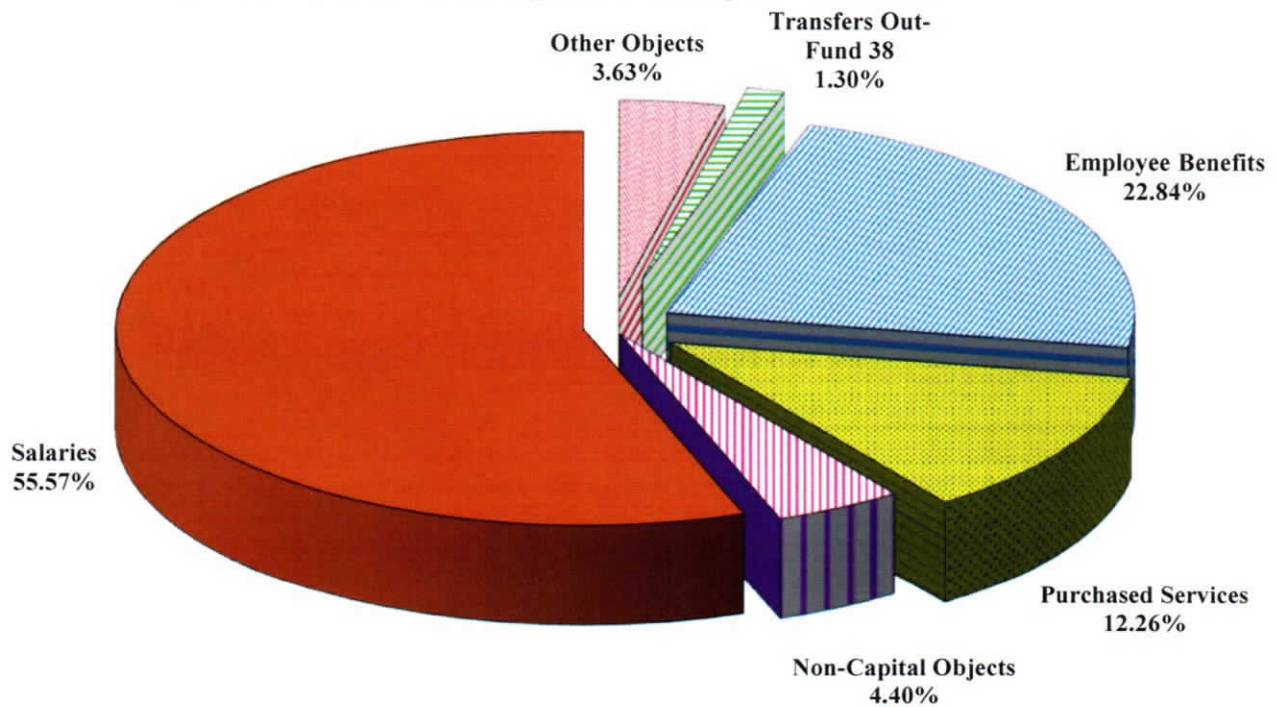
2016-17 Budget Expenditures by Educational Function



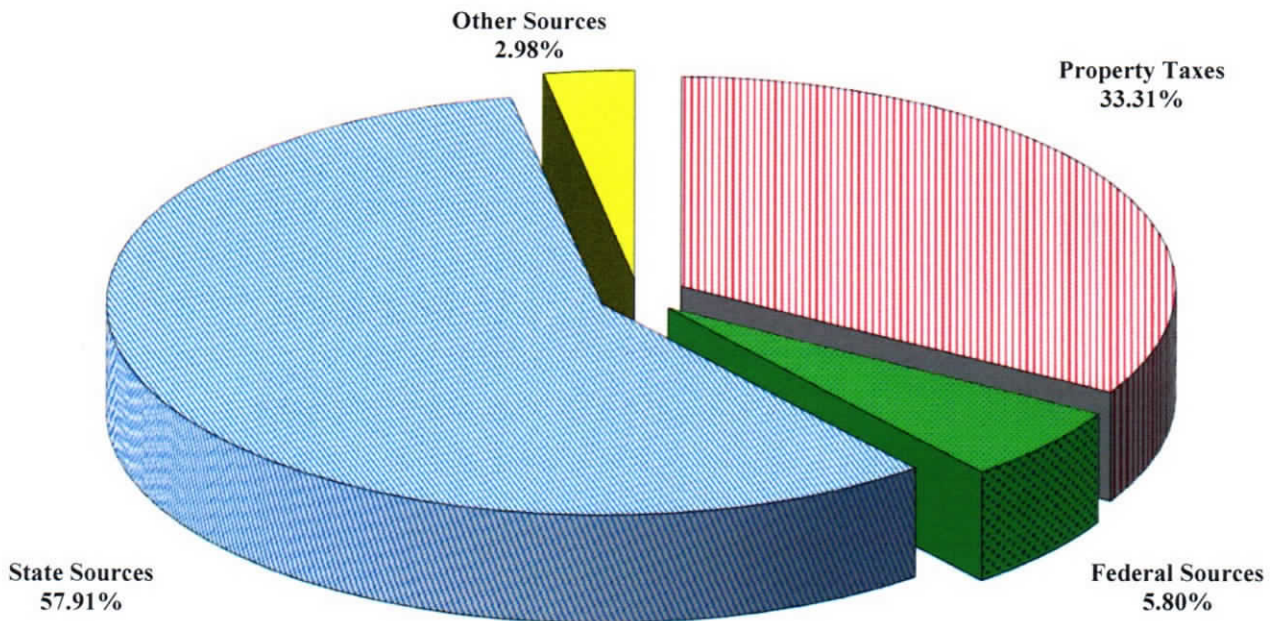
Revenue 2015-2016 (excluding transfers between Fund 10 &27)
General Fund & Special Project Funds



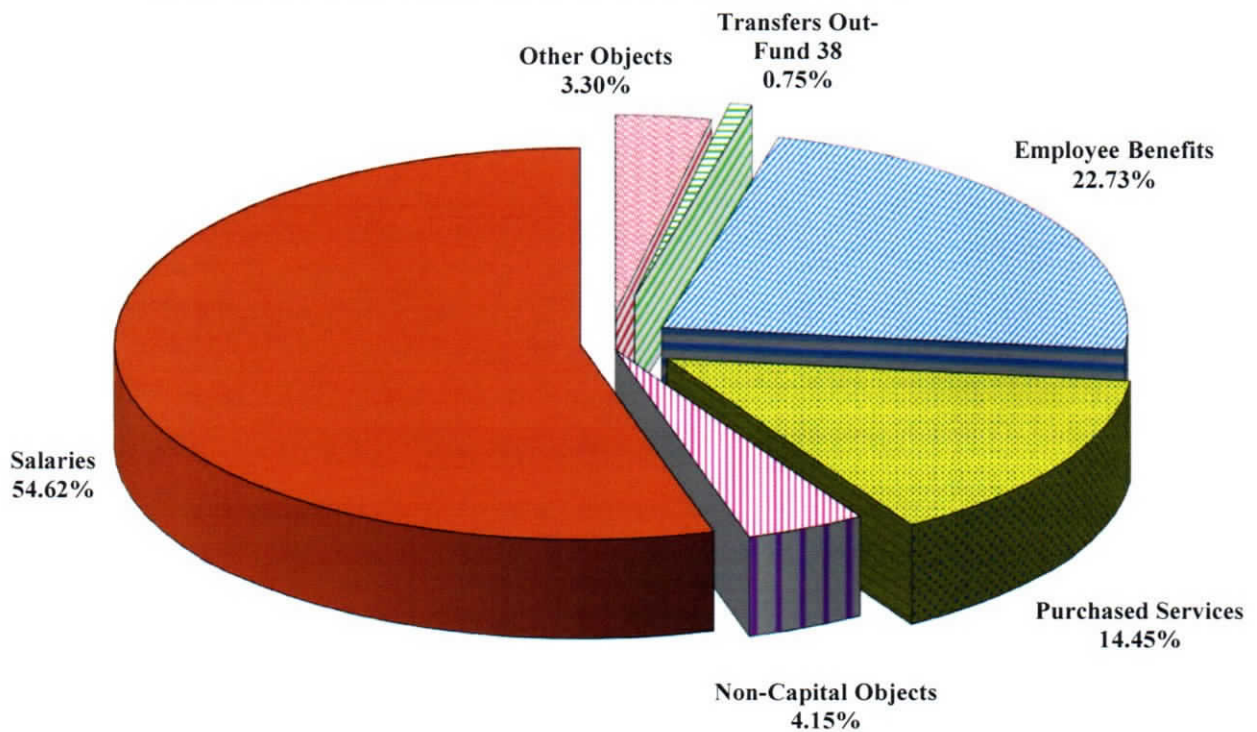
Expenditures 2015-2016
 (excluding transfers between Fund 10 &27)
General Fund & Special Project Funds



**Revenue 2016-2017 (excluding transfers between Fund 10 & 27)
General Fund & Special Project Funds**



**Expenditures 2016-2017
(excluding transfers between Fund 10 & 27)
General Fund & Special Project Funds**



Explanation of Equalized Value vs. Assessed Value

Two people are friends. Pat lives in the Town of Newton and Kim lives in the City of Manitowoc. Both live in the same school district and own exactly the same amount of property. Neither understands how their school property taxes are arrived at and each suspects that they are paying more than the other.

Upon comparing tax bills, they notice that Pat's \$200,000 worth of property (fair market value) was assessed at \$200,000. Pat found this was fair because everyone else's property in the Town of Newton was assessed at 100% of its fair market value.

On Kim's tax bill, they found that the City of Manitowoc had assessed Kim's property at \$160,000 even though the fair market value is \$200,000. This was fair because everybody else's property in the City of Manitowoc was assessed at 80% of its worth.

This problem was recognized by school authorities. Kim and Pat learned it was solved by equalizing (adjusting each "community's" assessments to approximate actual value) on a state-wide basis by the Wisconsin Department of Revenue. This is known as the equalized value.

Description	Pat	Kim	Difference
Assessed Value Land	\$20,000	\$16,000	-\$4,000
Assessed Value Improvements	\$180,000	\$144,000	-\$36,000
Total Assessed Value (A)	\$200,000	\$160,000	-\$40,000
Average Assessment Ratio (B)	1.0000	0.8000	-0.2000
Estimated Fair Market Value (A/B)	\$200,000	\$200,000	\$0
School Net Levy Rate (per \$1000)	\$8.500	\$8.500	\$0.000
Town of Newton/City of Manitowoc Taxpayer	\$1,700.00	\$1,700.00	\$0.00

So why do property taxes increase even though the school net levy rate stayed approximately the same as the previous year?

Usually it is caused by the estimated fair market value increasing because of the change in average assessment ratio. This will cause additional taxes due. See the example below.

Example:

Description	2016	2017	\$ Change	% Change
Assessed Value Land	\$20,000	\$20,000	\$0	0.00%
Assessed Value Improvements	\$180,000	\$180,000	\$0	0.00%
Total Assessed Value (A)	\$200,000	\$200,000	\$0	0.00%
Average Assessment Ratio (B)	0.9500	0.9000	-0.0500	-5.26%
Estimated Fair Market Value (A/B)	\$210,526	\$222,222	\$11,696	5.56%
School Net Levy Rate (per \$1000)	\$9.2500	\$9.2500	\$0.000	0.00%
City of Manitowoc Taxpayer	\$1,947.37	\$2,055.55	\$108.18	5.56%

Summary of All Funds

Including

General Fund

Special Project Funds

Debt Service Funds

Capital Projects Fund

Food Service Fund

Agency & Trust Funds

**MANITOWOC PUBLIC SCHOOL DISTRICT
2016-17 BUDGET PROPOSAL SUMMARY**

GENERAL FUND - (FUND 10)

	Proposed 2016-2017 Budget	Adjusted 2015-2016 Budget	Dollar Change	Percent Change
<u>EXPENDITURES:</u>				
Salaries	27,139,343	26,706,310	\$433,033	1.62%
Employee Benefits	10,894,433	10,570,013	324,420	3.07%
Purchased Services	8,406,995	6,786,054	1,620,941	23.89%
Non-Capital Objects	2,396,185	2,285,224	110,961	4.86%
Capital Objects	1,032,021	1,198,381	(166,360)	-13.88%
Debt Retirement	246,879	247,879	(1,000)	-0.40%
Insurance and Judgment	553,495	543,988	9,507	1.75%
Operating Transfers-Out	7,052,172	7,174,499	(122,327)	-1.71%
Other Objects	119,307	123,879	(4,572)	-3.69%
TOTAL EXPENDITURES	\$57,840,830	\$55,636,227	\$2,204,603	3.96%
<u>REVENUE:</u>				
Operating Transfers-In	\$0	\$0	\$0	N/A
Local Sources (less tax levy)	768,238	510,990	257,248	N/A
Interdistrict-Tuition	876,710	790,738	85,972	N/A
Intermediate Sources	0	0	0	N/A
State Sources	32,931,934	31,784,891	1,147,043	3.61%
Federal Sources	1,754,172	1,694,783	59,389	3.50%
Other Financing Sources	0	30	(30)	-100.00%
Other Revenues	87,035	104,220	(17,185)	-16.49%
Total Non-Levy Revenues	\$36,418,089	\$34,885,652	\$1,532,437	4.39%
TOTAL TAX LEVY	20,222,741	20,750,575	(527,834)	-2.54%
TOTAL REVENUE	\$56,640,830	\$55,636,227	\$1,004,603	1.81%
Change in Fund Balance	1,200,000	0	1,200,000	N/A
TOTAL REVENUE INCLUDING CHANGE IN FUND BALANCE	\$57,840,830	\$55,636,227	\$2,204,603	3.96%
<u>FUND BALANCE</u>				
Beginning of the Year Balance	\$16,577,574	\$15,401,820		
Increase/Decrease in Fund Balance	(1,200,000)	1,175,754	Budget 2016-17 & Actual 2015-16	
End of the Year Balance	\$15,377,574	\$16,577,574		

**MANITOWOC PUBLIC SCHOOL DISTRICT
2016-17 BUDGET PROPOSAL SUMMARY**

SPECIAL PROJECT FUNDS - (FUND 21 & 27)

	Proposed 2016-2017 Budget	Adjusted 2015-2016 Budget	Dollar Change	Percent Change
<u>EXPENDITURES:</u>				
Salaries	\$6,701,866	\$6,495,541	\$206,325	3.18%
Employee Benefits	3,188,261	3,078,804	109,457	3.56%
Purchased Services	545,431	536,382	9,049	1.69%
Non-Capital Objects	174,083	343,450	(169,367)	-49.31%
Capital Objects	68,649	51,049	17,600	34.48%
Debt Retirement	0	0	0	N/A
Insurance and Judgment	0	0	0	N/A
Operating Transfers-Out	0	0	0	N/A
Other Objects	24,860	5,860	19,000	324.23%
TOTAL EXPENDITURES	\$10,703,150	\$10,511,086	\$192,064	1.83%
<u>REVENUE:</u>				
Operating Transfers-In	\$6,590,043	\$6,400,479	\$189,564	2.96%
Local Sources (less tax levy)	53,070	129,549	(76,479)	-59.03%
Interdistrict-Tuition	19,720	11,990	7,730	64.47%
Intermediate Sources	0	0	0	N/A
State Sources	2,226,400	2,220,774	5,626	0.25%
Federal Sources	1,765,977	1,723,884	42,093	2.44%
Other Financing Sources	0	0	0	N/A
Other Revenues	2,110	3,910	(1,800)	-46.04%
Total Non-Levy Revenues	\$10,657,320	\$10,490,586	\$166,734	1.59%
TOTAL TAX LEVY	0	0	0	N/A
TOTAL REVENUE	\$10,657,320	\$10,490,586	\$166,734	1.59%
Change in Fund Balance	45,830	20,500	25,330	123.56%
TOTAL REVENUE INCLUDING CHANGE IN FUND BALANCE	\$10,703,150	\$10,511,086	\$192,064	1.83%
<u>FUND BALANCE</u>				
Beginning of the Year Balance	\$389,651	\$354,735		
Increase/Decrease in Fund Balance	(45,830)	34,916	Budget 2016-17 & Actual 2015-16	
End of the Year Balance	\$343,821	\$389,651		

**MANITOWOC PUBLIC SCHOOL DISTRICT
2016-17 BUDGET PROPOSAL SUMMARY**

DEBT SERVICE FUNDS - (FUND 38 & 39)

	Proposed 2016-2017 Budget	Adjusted 2015-2016 Budget	Dollar Change	Percent Change
<u>EXPENDITURES:</u>				
Principal-\$5,000,000 GO Pr. Notes	\$0	\$625,000	(\$625,000)	-100.00%
Principal-\$2,010,000 QSCB Notes	0	0	0	N/A
Principal-\$1,975,000 GO Pr. Notes	0	0	0	N/A
Principal-\$1,615,000 QSCB Notes	332,000	0	332,000	N/A
Principal-\$1,035,000 GO Pr. Notes	0	0	0	N/A
Interest-\$5,000,000 GO Pr. Notes	107,062	125,813	(18,751)	-14.90%
Interest-\$1,615,000 QSCB	70,253	70,253	0	0.00%
Interest-\$1,975,000 GO Pr. Notes	0	0	0	N/A
Interest-\$1,035,000 GO Pr. Notes	18,113	18,113	0	0.00%
Residual Balance Transfer (Fd 39)	0	0	0	N/A
TOTAL EXPENDITURES	\$527,428	\$839,179	(\$311,751)	-37.15%
<u>REVENUE:</u>				
Operating Transfer-In	\$462,129	\$774,020	(\$311,891)	-40.29%
Local Sources (less tax levy)	0	0	0	N/A
Other Financing Sources	0	0	0	N/A
Other Revenues	65,299	65,159	140	0.21%
Total Non-levy Revenues	\$527,428	\$839,179	(\$311,751)	-37.15%
TOTAL TAX LEVY	0	0	0	N/A
TOTAL REVENUE	\$527,428	\$839,179	(\$311,751)	-37.15%
Change in Fund Balance	0	0	0	N/A
TOTAL REVENUE INCLUDING CHANGE IN FUND BALANCE	\$527,428	\$839,179	(\$311,751)	-37.15%
<u>FUND BALANCE</u>				
Beginning of the Year Balance	\$0	\$0		
Increase/Decrease in Fund Balance	0	0		
End of the Year Balance	\$0	\$0		

Budget 2016-17 & Actual 2015-16

**MANITOWOC PUBLIC SCHOOL DISTRICT
2016-17 BUDGET PROPOSAL SUMMARY**

CAPITAL PROJECTS FUNDS - (FUND 46 & 49)

	Proposed 2016-2017 Budget	Adjusted 2015-2016 Budget	Dollar Change	Percent Change
<u>EXPENDITURES:</u>				
Salaries	\$0	\$0	\$0	N/A
Employee Benefits	0	0	0	N/A
Purchased Services	2,950,000	2,450,000	500,000	20.41%
Non-Capital Objects	125,000	125,000	0	0.00%
Capital Objects	0	10,000	(10,000)	-100.00%
Debt Retirement	0	0	0	N/A
TOTAL EXPENDITURES	\$3,075,000	\$2,585,000	\$490,000	18.96%
<u>REVENUES:</u>				
Operating Transfer-In	\$0	\$0	\$0	N/A
Local Sources	77,750	78,630	(880)	-1.12%
Other Financing Sources	0	0	0	N/A
Other Revenues	0	25,000	(25,000)	-100.00%
Total Non-Levy Revenues	\$77,750	\$103,630	(\$25,880)	-24.97%
TOTAL TAX LEVY	0	0	0	N/A
TOTAL REVENUE	\$77,750	\$103,630	(\$25,880)	-24.97%
Change in Fund Balance	2,997,250	2,481,370	515,880	20.79%
TOTAL REVENUE INCLUDING CHANGE IN FUND BALANCE	\$3,075,000	\$2,585,000	\$490,000	18.96%
<u>FUND BALANCE</u>				
Beginning of the Year Balance	\$4,170,288	\$5,032,903		
Increase/Decrease in Fund Balance	(2,997,250)	(862,615)	Budget 2016-17 & Actual 2015-16	
End of the Year Balance	\$1,173,038	\$4,170,288	\$601,570	Fund 46
			\$3,568,718	Fund 49

**MANITOWOC PUBLIC SCHOOL DISTRICT
2016-17 BUDGET PROPOSAL SUMMARY**

FOOD SERVICE FUND - (FUND 50)

	Proposed 2016-2017 Budget	Adjusted 2015-2016 Budget	Dollar Change	Percent Change
<u>EXPENDITURES:</u>				
Salaries	\$0	\$0	\$0	N/A
Employee Benefits	0	0	0	N/A
Purchased Services	1,008,005	1,008,004	1	0.00%
Non-Capital Objects	922,005	918,870	3,135	0.34%
Capital Objects	29,700	29,700	0	0.00%
Other Objects	35,410	37,386	(1,976)	-5.29%
TOTAL EXPENDITURES	\$1,995,120	\$1,993,960	\$1,160	0.06%
<u>REVENUES:</u>				
Operating Transfers-In	\$0	\$0	\$0	N/A
Local Sources	698,825	700,870	(2,045)	-0.29%
State Sources	42,110	40,720	1,390	3.41%
Federal Sources	1,242,905	1,244,300	(1,395)	-0.11%
Other Revenues	11,740	8,840	2,900	32.81%
Total Non-L Levy Revenues	\$1,995,580	\$1,994,730	\$850	0.04%
TOTAL TAX LEVY	0	0	0	N/A
TOTAL REVENUE	\$1,995,580	\$1,994,730	\$850	0.04%
Change in Fund Balance	(460)	(770)	310	-40.26%
TOTAL REVENUE INCLUDING CHANGE IN FUND BALANCE	\$1,995,120	\$1,993,960	\$1,160	0.06%
<u>FUND BALANCE</u>				
Beginning of the Year Balance	\$307,538	\$339,381		
Increase/Decrease in Fund Balance	460	(31,843)	Budget 2016-17 & Actual 2015-16	
End of the Year Balance	\$307,998	\$307,538		

**MANITOWOC PUBLIC SCHOOL DISTRICT
2016-17 BUDGET PROPOSAL SUMMARY**

AGENCY & TRUST FUNDS - (FUND 60 & 70)

	Proposed 2016-2017 Budget	Adjusted 2015-2016 Budget	Dollar Change	Percent Change
<u>EXPENDITURES:</u>				
Salaries	\$0	\$0	\$0	N/A
Employee Benefits	0	0	0	N/A
Capital Objects	0	0	0	N/A
Other Objects	0	0	0	N/A
TOTAL EXPENDITURES	\$0	\$0	\$0	N/A
REVENUES:				
Local Sources	\$0	\$0	\$0	N/A
Other Sources & Revenues	0	0	0	N/A
Total Non-Levy Revenues	\$0	\$0	\$0	N/A
TOTAL TAX LEVY	0	0	0	N/A
TOTAL REVENUE	\$0	\$0	\$0	N/A
Change in Fund Balance	0	0	0	N/A
TOTAL REVENUE INCLUDING CHANGE IN FUND BALANCE	\$0	\$0	\$0	N/A
<u>FUND BALANCE</u>				
Beginning of the Year Balance	\$32,985	\$32,985		
Increase/Decrease in Fund Balance	0	0	Budget 2016-17 & Actual 2015-16	
End of the Year Balance	\$32,985	\$32,985		

Revenues (All Funds)

Including

General Fund

Special Project Funds

Debt Service Funds

Capital Projects Fund

Food Service Fund

**MANITOWOC PUBLIC SCHOOL DISTRICT
REVENUES (FUNDS 10 - 50)**

Account Number	Name	Budget 2016-17	Budget 2015-16	Est/Actual 2015-16	Actual 2014-15
FUND 10 - REVENUES					
FUND 10 SOURCES 100s -REVENUE FROM TRANSFERS-IN					
Residual Balance Transfer:Fund 39					
10-000-139-500000-000	Residual Balance Transfer:Fund 39	0.00	0.00	0.00	1,006.92
Total Fund 10 - Residual Balance Transfer:Fund 39		0.00	0.00	0.00	1,006.92
Total Fund 10 - Transfers-In from Another Fund (100s)		0.00	0.00	0.00	1,006.92
FUND 10 SOURCES 200s -REVENUE FROM LOCAL SOURCES					
Property Taxes (211)		0.00	0.00	0.00	1,006.92
10-800-211-500000-000	Prop Tax:City Of Manitowoc	15,579,802.00	15,951,691.00	15,951,691.00	14,869,312.00
10-800-211-500000-100	Prop Tax:Town Of Centerville	257,816.00	270,521.00	270,521.00	279,588.00
10-800-211-500000-200	Prop Tax:Town Of Kossuth	611,149.00	627,423.00	627,423.00	578,369.00
10-800-211-500000-300	Prop Tax:Town Of Manitowoc	761,222.00	788,103.00	788,103.00	723,889.00
10-800-211-500000-400	Prop Tax:Town Of Mtwc Rapids	1,300,435.00	1,343,874.00	1,343,874.00	1,272,222.00
10-800-211-500000-500	Prop Tax:Town Of Newton	1,404,848.00	1,459,442.00	1,459,442.00	1,347,835.00
10-800-211-500000-600	Prop Tax:Town Of Two Rivers	159,997.00	161,613.00	161,613.00	148,597.00
10-800-211-500000-700	Prop Tax:City Of Two Rivers	146,035.00	147,510.00	147,510.00	142,200.00
Total Fund 10 - Property Taxes (211)		20,221,304.00	20,750,177.00	20,750,177.00	19,362,012.00
Levy For Property Tax Chargebacks (212)					
10-800-212-500000-000	Prior Yr Tax:City Of Manitowoc	1,315.00	306.00	306.00	714.00
10-800-212-500000-100	Prior Yr Tax:Town Of Centerville	5.00	5.00	5.00	13.00
10-800-212-500000-200	Prior Yr Tax:Town Of Kossuth	22.00	12.00	12.00	28.00
10-800-212-500000-300	Prior Yr Tax:Town Of Manitowoc	25.00	15.00	15.00	35.00
10-800-212-500000-400	Prior Yr Tax:Town Of Mtwc Rapids	26.00	26.00	26.00	61.00
10-800-212-500000-500	Prior Yr Tax:Town Of Newton	38.00	28.00	28.00	65.00
10-800-212-500000-600	Prior Yr Tax:Town Of Two Rivers	3.00	3.00	3.00	7.00
10-800-212-500000-700	Prior Yr Tax:City Of Two Rivers	3.00	3.00	3.00	7.00
Total Fund 10 - Levy For Property Tax Chargebacks (212)		1,437.00	398.00	398.00	930.00
Mobile Home Taxes (213)					
10-800-213-500000-000	Mobile Home Tax:Mtwc City	15,591.00	16,020.00	15,591.23	16,016.69
Total Fund 10 - Mobile Home Taxes (213)		15,591.00	16,020.00	15,591.23	16,016.69
General Tuition-Private Agency Paid (242)					
10-800-242-500000-000	General Tuition Private Agency Paid	264,088.00	43,850.00	264,031.24	97,845.68
Total Fund 10 - General Tuition-Private Agency Paid (242)		264,088.00	43,850.00	264,031.24	97,845.68
Supplies and Materials Resale (262)					
10-110-262-258600-000	Rev/Local:Jackson Headsets	250.00	0.00	319.15	0.00
10-328-262-258600-000	Rev/Local:Wash Sch Store	1,400.00	1,310.00	1,822.25	1,310.25
10-330-262-258600-000	Rev/Local:Wil Sch Store	400.00	720.00	611.00	715.00
10-800-262-111100-000	Rev/Local:Software (Staff)	0.00	0.00	0.00	0.00
10-800-262-121000-000	Rev/Local:Sales Art	540.00	870.00	540.00	870.00
10-800-262-123000-000	Rev/Local:Sales Foreign Lang	1,500.00	1,750.00	1,592.35	1,748.45
10-800-262-124000-000	Rev/Local:Sales Math	110.00	110.00	316.00	105.00
10-800-262-125000-000	Rev/Local:Sales Music	350.00	370.00	677.00	369.60
10-800-262-161317-000	Rev/Local:Publications	55,680.00	52,680.00	52,876.00	52,620.00
10-800-262-162000-000	Rev/Local:Sales Athletics	180.00	180.00	58.00	184.00
10-800-262-162900-000	Rev/Local:Athletic Concessions	64,294.00	59,310.00	64,473.99	58,307.87
10-800-262-231100-000	Rev/Local:Quarter Century	360.00	500.00	360.00	500.00
10-800-262-258400-000	Rev/Local:Sales Prod Ctr	600.00	530.00	663.29	527.90
10-800-262-299000-000	Rev/Local:Tele,Pstg,Curr,Sur	100.00	270.00	191.54	265.63
10-800-262-299100-000	Rev/Local:Academy Classes	2,500.00	3,460.00	0.00	3,460.00
10-800-262-299200-000	Rev/Local:Pymt Of Services	0.00	0.00	0.00	805.00
Total Fund 10 - Supplies and Materials Resale (262)		128,264.00	122,060.00	124,500.57	121,788.70

**MANITOWOC PUBLIC SCHOOL DISTRICT
REVENUES (FUNDS 10 - 50)**

Account Number	Name	Budget 2016-17	Budget 2015-16	Est/Actual 2015-16	Actual 2014-15
Sale of Vocational Education Projects (263)					
10-800-263-136000-000	Rev/Local:Sales-Tech Education	2,000.00	2,930.00	2,143.50	2,928.00
Total Fund 10 - Sale of Vocational Education Projects (263)		2,000.00	2,930.00	2,143.50	2,928.00
School Co-Curricular Admissions (271)					
10-800-271-161306-000	Rev/Local:Play Admissions	2,500.00	1,980.00	2,424.00	1,978.46
10-800-271-162000-000	Rev/Local:Athletic Admissions	46,020.00	44,980.00	46,924.95	46,035.89
10-800-271-162800-000	Rev/Local:Wiaa Athletics	1,995.00	4,210.00	1,995.20	4,206.20
Total Fund 10 - School Co-Curricular Admissions (271)		50,515.00	51,170.00	51,344.15	52,220.55
Other School Activity Income (279)					
10-800-279-162400-000	Rev/Local:Athletic Association	61,540.00	59,340.00	59,758.07	61,336.58
Total Fund 10 - Other School Activity Income (279)		61,540.00	59,340.00	59,758.07	61,336.58
Earnings on Investments (280)					
10-800-280-500000-000	Rev/Local:Interest Income	36,360.00	24,110.00	36,300.99	24,105.42
Total Fund 10 - Earnings on Investments (280)		36,360.00	24,110.00	36,300.99	24,105.42
Gifts, Fundraising and Contributions (291)					
10-800-291-500000-000	Rev/Local:Gifts	0.00	1,000.00	0.00	1,000.00
10-800-291-500000-555	Rev/Local:Pltw Grant	10,000.00	15,000.00	15,000.00	10,000.00
10-800-291-500000-578	Rev/Local:Youth Frontiers (United Way)	0.00	0.00	6,666.66	0.00
10-800-291-500000-770	Rev/Local:Dutton Foundation	7,000.00	0.00	3,080.14	0.00
Total Fund 10 - Gifts, Fundraising and Contributions (291)		17,000.00	16,000.00	24,746.80	11,000.00
Student Fees (292)					
10-800-292-139000-660	Rev/Local:Ya Fees	3,960.00	7,020.00	4,917.16	7,017.48
10-800-292-143000-000	Rev/Local:Phy Ed User Fee	1,695.00	1,690.00	980.00	1,691.36
10-800-292-161000-000	Rev/Local:Activity Fee (Non-Athletic)	5,790.00	5,240.00	6,249.00	5,240.00
10-800-292-162000-000	Rev/Local:Student Athletic Fees	35,405.00	35,240.00	35,605.00	35,243.50
10-800-292-162001-000	Rev/Local:Hockey Fees	12,500.00	16,510.00	12,789.88	16,507.17
10-800-292-500000-000	Rev/Local:Student Fees	65,340.00	67,620.00	65,728.83	67,674.50
10-800-292-500000-717	Rev/Local:Computer Insurance	26,450.00	0.00	26,479.00	17,358.00
10-800-292-500001-000	Rev/Local:Act Book Camp Fees	0.00	0.00	0.00	0.00
Total Fund 10 - Student Fees (292)		151,140.00	133,320.00	152,748.87	150,732.01
Rental Fees (293)					
10-800-293-500000-000	Rev/Local:Rental Mpsd Facility	5,150.00	5,100.00	5,151.04	5,096.52
10-800-293-500000-100	Rev/Local:Rental Mpsd Equip	2,480.00	2,640.00	2,844.00	2,640.00
Total Fund 10 - Rental Fees (293)		7,630.00	7,740.00	7,995.04	7,736.52
Summer School Revenue (295)					
10-800-295-500000-000	Rev/Local:Summer School	25,700.00	25,710.00	21,287.25	25,752.00
Total Fund 10 - Summer School Revenue (295)		25,700.00	25,710.00	21,287.25	25,752.00
Student Fines (297)					
10-800-297-500000-000	Rev/Local:Student Fines	8,410.00	8,740.00	8,684.40	11,762.42
10-800-297-500001-000	Rev/Local:Computer Fines	0.00	0.00	0.00	0.00
Total Fund 10 - Student Fines (297)		8,410.00	8,740.00	8,684.40	11,762.42
Total Fund 10 - Revenue From Local Sources (200s)		20,990,979.00	21,261,565.00	21,519,707.11	19,946,166.57
FUND 10 SOURCES 300s - INTERDISTRICT PAYMENTS WITHIN WI					
Open Enrollment - Tuition from WI Schools (345)					
10-800-345-500000-000	Gen Tuition:Open Enrollment	876,710.00	790,738.00	791,100.24	631,449.40
Total Fund 10 - Open Enrollment - Tuition from WI Schools (345)		876,710.00	790,738.00	791,100.24	631,449.40
Total Fund 10 - Interdistrict Payments Within WI (300s)		876,710.00	790,738.00	791,100.24	631,449.40
FUND 10 SOURCES 600s - REVENUE FROM STATE SOURCES					
Transportation Aid (612)					
10-800-612-500000-000	Rev/State:Transportation Aid	56,554.00	60,650.00	56,950.69	60,652.21
Total Fund 10 - Transportation Aid (612)		56,554.00	60,650.00	56,950.69	60,652.21

**MANITOWOC PUBLIC SCHOOL DISTRICT
REVENUES (FUNDS 10 - 50)**

Account Number	Name	Budget 2016-17	Budget 2015-16	Est/Actual 2015-16	Actual 2014-15
Library (Common School Fund) Aid (613)					
10-800-613-500000-000	Rev/State:Library Aid	238,800.00	216,730.00	257,674.00	240,807.00
Total Fund 10 - Library (Common School Fund) Aid (613)		238,800.00	216,730.00	257,674.00	240,807.00
Bilingual/Bicultural State Aid (618)					
10-800-618-500000-322	Rev/State:Bilingual Bicultural	77,950.00	67,800.00	82,945.08	67,795.04
Total Fund 10 - Bilingual/Bicultural State Aid (618)		77,950.00	67,800.00	82,945.08	67,795.04
Other State Categorical Aid (619)					
10-800-619-500000-000	Rev/State:Per Pupil Adjustment Aid	1,285,000.00	778,500.00	778,650.00	788,100.00
Total Fund 10 - Other State Categorical Aid (619)		1,285,000.00	778,500.00	778,650.00	788,100.00
State Equalization Aid (621)					
10-800-621-500000-000	Rev/State:Equalization Aid	30,069,870.00	29,695,972.00	29,695,972.00	29,195,920.00
Total Fund 10 - State Equalization Aid (621)		30,069,870.00	29,695,972.00	29,695,972.00	29,195,920.00
State Special Project Grants (630)					
10-800-630-500000-532	Rev/State:Partnership For Learning	0.00	3,130.00	0.00	0.00
10-800-630-500000-534	Rev/State:Part For Learn-Music	0.00	3,000.00	0.00	0.00
10-800-630-500000-577	Rev/State:Cte Incentive Grant	45,000.00	0.00	27,452.97	33,000.00
10-800-630-500000-583	Rev/State:Educator Effectiveness	33,520.00	0.00	67,040.00	0.00
Total Fund 10 - State Special Project Grants (630)		78,520.00	6,130.00	94,492.97	33,000.00
General State Tuition Payments (641)					
10-800-641-500000-000	Rev/State:Tuition Payments	0.00	0.00	0.00	0.00
Total Fund 10 - General State Tuition Payments (641)		0.00	0.00	0.00	0.00
State SAGE aid (650)					
10-800-650-500000-332	Rev/State:Sage Aid	822,660.00	749,150.00	842,610.09	749,153.25
Total Fund 10 - State SAGE aid (650)		822,660.00	749,150.00	842,610.09	749,153.25
State Revenue from Local Governments (660)					
10-800-660-500000-000	Rev/State:Oth Agencies-Dnr Lieu Of Taxes	9,120.00	9,570.00	9,173.40	9,569.73
10-800-660-500000-532	Rev/State:Partnership For Learning	0.00	0.00	0.00	3,131.60
10-800-660-500000-534	Rev/State:Partnership For Learning Music	0.00	0.00	0.00	3,000.00
Total Fund 10 - State Revenue from Local Governments (660)		9,120.00	9,570.00	9,173.40	15,701.33
State Tax Exempt Computer Aid (691)					
10-800-691-500000-000	Rev/State:D O R Computer Aid	110,300.00	110,318.00	110,318.00	95,815.00
Total Fund 10 - State Tax Exempt Computer Aid (691)		110,300.00	110,318.00	110,318.00	95,815.00
Other State Revenue (699)					
10-800-699-500000-523	Rev/State:Dnr-Ais Grant	666.00	190.00	666.00	192.83
10-800-699-500000-541	Rev/State:Blueprint For Prosperity	90,623.00	0.00	0.00	0.00
10-800-699-500000-660	Rev/State:Youth Apprenticeship	78,375.00	70,894.00	68,041.87	67,984.34
10-800-699-500000-710	Rev/State:Wi Environment Ed	2,500.00	990.00	0.00	994.00
10-800-699-500000-740	Rev/Local:Weeb Forest Learning Space	1,030.00	3,002.00	0.00	0.00
10-800-699-500000-750	Rev/Local:Weeb Monitoring Grant	2,994.00	4,998.00	0.00	0.00
10-800-699-500000-755	Rev/Local:Weeb Service Learning Grant	1,824.00	0.00	0.00	0.00
10-800-699-500000-760	Rev/Local:Weeb Outdoor Classroom	5,148.00	9,997.00	0.00	0.00
Total Fund 10 - Other State Revenue (699)		183,160.00	90,071.00	68,707.87	69,171.17
Total Fund 10 - Revenue From State Sources (600s)		32,931,934.00	31,784,891.00	31,997,494.10	31,316,115.00
FUND 10 SOURCES 700s - REVENUE FROM FEDERAL SOURCES					
Federal Vocational Education Aid (713)					
10-800-713-500000-400	Rev/Fed:C Perkins Basic Grant	44,230.00	45,322.00	41,705.76	47,640.00
Total Fund 10 - Federal Vocational Education Aid (713)		44,230.00	45,322.00	41,705.76	47,640.00
Federal Special Projects Aid Through DPI (730)					
10-800-730-500000-365	Rev/Fed:T I I Qual Tchrs/Prin	246,700.00	246,711.00	251,181.57	251,520.65
10-800-730-500000-367	Rev/Fed:21St Century Grant	118,990.00	118,990.00	144,594.95	163,174.23
10-800-730-500000-391	Rev/Fed:T I I I Eng Lang Acq	56,218.00	70,000.00	63,567.64	68,230.45

**MANITOWOC PUBLIC SCHOOL DISTRICT
REVENUES (FUNDS 10 - 50)**

Account Number	Name	Budget 2016-17	Budget 2015-16	Est/Actual 2015-16	Actual 2014-15
10-800-730-500000-552	Rev/Fed:School Garden Grant	0.00	0.00	0.00	0.00
Total Fund 10 - Federal Special Projects Aid Through DPI (730)		421,908.00	435,701.00	459,344.16	482,925.33
ESEA Title I Aid (751)					
10-800-751-500000-141	Rev/Fed:Title I Basic Grant	1,146,204.00	1,070,000.00	1,077,181.04	1,051,378.66
10-800-751-500000-141	Rev/Fed:Title I Carryover	42,000.00	100,000.00	0.00	0.00
Total Fund 10 - ESEA Title I Aid (751)		1,188,204.00	1,170,000.00	1,077,181.04	1,051,378.66
Federal Aid Through Other State Agencies (780)					
10-800-780-500000-000	Rev/Fed:Thru St Oth Than Dpi	99,830.00	43,760.00	191,713.07	43,760.80
Total Fund 10 - Federal Aid Through Other State Agencies (780)		99,830.00	43,760.00	191,713.07	43,760.80
Total Fund 10 - Revenue From Federal Sources (700s)		1,754,172.00	1,694,783.00	1,769,944.03	1,625,704.79
FUND 10 SOURCES 800s - OTHER FINANCING SOURCES					
Compensation for Sale of Fixed Assets (860)					
10-800-860-500000-000	Rev/Other:Sale/Loss Fixed Asset	0.00	30.00	0.00	17,686.35
Total Fund 10 - Compensation for Sale of Fixed Assets (860)		0.00	30.00	0.00	17,686.35
Compensation for Sale of Equipment (861)					
10-800-861-500000-000	Rev/Other:Sale/Loss Fixed Assets	0.00	0.00	460.00	0.00
Total Fund 10 - Compensation for Sale of Equipment (861)		0.00	0.00	460.00	0.00
Proceeds From Capital Lease (878)					
10-800-878-500000-974	Rev/Other:Capital Leases	0.00	0.00	0.00	11,899.52
Total Fund 10 - Proceeds From Capital Lease (878)		0.00	0.00	0.00	11,899.52
Total Fund 10 - Other Financing Sources (800s)		0.00	30.00	460.00	29,585.87
FUND 10 SOURCES 900s - OTHER REVENUES					
Insurance Dividends and Refunds (964)					
10-800-964-500000-000	Rev/Other:Insurance / Workers Comp	2,755.00	2,290.00	14,726.15	2,752.85
10-800-964-500001-000	Rev/Other:Insurance Hail Damage	0.00	9,010.00	0.00	9,014.55
Total Fund 10 - Insurance Dividends and Refunds (964)		2,755.00	11,300.00	14,726.15	11,767.40
Refund of Prior Year Expense (971)					
10-800-971-500000-000	Rev/Other:Refund Prior Year Expense	17,060.00	17,060.00	32,180.78	16,604.80
10-800-971-500001-000	Rev/Other:Refund Aidable-Erate	57,870.00	47,870.00	107,287.30	72,869.98
Total Fund 10 - Refund of Prior Year Expense (971)		74,930.00	64,930.00	139,468.08	89,474.78
Property Tax and Equalization Aid Refund (972)					
10-800-972-500000-000	Refund:Prop Tax & Equal Aid Refund	1,000.00	2,150.00	263.94	2,149.65
Total Fund 10 - Property Tax and Equalization Aid Refund (972)		1,000.00	2,150.00	263.94	2,149.65
Other Miscellaneous Revenue (990)					
10-800-990-162000-000	Rev:Misc Athletics	0.00	650.00	0.00	650.00
10-800-990-500000-000	Rev:Misc/Tchr Cont/Land Penalty	8,350.00	14,590.00	8,371.83	22,903.08
10-800-990-500000-365	Misc Rev:Title Ii A Quality Tchrs & Prin	0.00	10,000.00	0.00	0.00
10-800-990-500000-660	Rev:Misc Youth Apprentice	0.00	600.00	0.00	600.00
10-800-990-500001-000	Rev:Misc Settlements	0.00	0.00	56.30	0.00
Total Fund 10 - Other Miscellaneous Revenue (990)		8,350.00	25,840.00	8,428.13	24,153.08
Total Fund 10 - Other Revenues (900s)		87,035.00	104,220.00	162,886.30	127,544.91
Total Fund 10 Sources 100 - 999		56,640,830.00	55,636,227.00	56,241,591.78	53,677,573.46

FUND 21 - REVENUES					
FUND 21 SOURCES 200s -REVENUE FROM LOCAL SOURCES					
Earnings on Investments (280)					
21-800-280-500000-000	Rev/Local:Interest-Kupper	250.00	190.00	309.09	191.69
21-800-280-500001-000	Rev/Local:Interest	200.00	80.00	271.79	82.46
Total Fund 21 - Earnings on Investments (280)		450.00	270.00	580.88	274.15
Gifts, Fundraising and Contributions (291)					
21-101-291-500000-000	Rev/Local:Riverview Gifts	5,000.00	3,030.00	12,323.52	6,027.80

**MANITOWOC PUBLIC SCHOOL DISTRICT
REVENUES (FUNDS 10 - 50)**

Account Number	Name	Budget 2016-17	Budget 2015-16	Est/Actual 2015-16	Actual 2014-15
21-106-291-500000-000	Rev/Local:Franklin Gifts	2,300.00	2,130.00	2,374.30	2,130.28
21-110-291-500000-000	Rev/Local:Jackson Gifts	1,350.00	1,350.00	1,480.95	1,361.10
21-112-291-500000-000	Rev/Local:Jefferson Gifts	1,300.00	540.00	21,950.79	543.88
21-116-291-500000-000	Rev/Local:Madison Gifts	2,500.00	2,820.00	5,175.20	4,816.01
21-116-291-500000-725	Rev/Local:Madison Sch Of Recognition	0.00	0.00	896.75	0.00
21-122-291-500000-000	Rev/Local:Monroe Gifts	700.00	390.00	0.00	390.00
21-126-291-500000-000	Rev/Local:Stangel Gifts	2,500.00	2,350.00	0.00	12,351.14
21-328-291-500000-000	Rev/Local:Washington Gifts	750.00	750.00	3,472.46	747.00
21-328-291-500000-720	Rev/Local:Washington Music	6,140.00	26,140.00	33,926.69	31,144.50
21-330-291-500000-000	Rev/Local:Wilson Gifts	0.00	260.00	0.00	263.12
21-330-291-500000-720	Rev/Local:Wilson Music	6,500.00	22,500.00	27,809.40	20,175.95
21-414-291-500000-000	Rev/Local:Lincoln Hs Gifts	300.00	230.00	755.26	930.14
21-414-291-500000-720	Rev/Local:L H S Music Gifts	6,500.00	9,127.00	29,820.20	25,954.73
21-414-291-500000-723	Rev/Local:L H S Class Gifts	0.00	0.00	1,678.53	6,040.89
21-414-291-500000-724	Rev/Local:A P Scholarship (L H S)	11,780.00	12,350.00	12,235.00	12,346.00
21-414-291-500005-667	Rev/Local:Gift International Bacc	0.00	5,170.00	4,237.23	5,174.74
21-800-291-500000-000	Rev/Local:Gifts	3,000.00	500.00	5,297.79	500.00
21-800-291-500000-513	Rev/Local:Next Step Connections Apartme	0.00	270.00	0.00	266.00
21-800-291-500000-514	Rev/Local:Gift-Special Ed Next Step	0.00	0.00	206.01	0.00
21-800-291-500000-518	Rev/Local:Read To Succeed-Sunrise Rotar	0.00	2,040.00	0.00	2,040.51
21-800-291-500000-561	Rev/Local:Stem Equity / Cpa Leadership	0.00	0.00	200.95	0.00
21-800-291-500000-564	Rev/Local:Silver Lake College	0.00	0.00	0.00	600.00
21-800-291-500000-567	Rev/Local:Jclc Fundraiser	0.00	0.00	479.59	0.00
21-800-291-500000-581	Rev/Local:Franklin - Amy Cherry Gift	0.00	0.00	500.00	0.00
21-800-291-500000-711	Rev/Local:Special Ed - Employer Recognit	0.00	0.00	1,600.00	0.00
21-800-291-500000-726	Rev/Local:Gift-Step 'N Stone	0.00	0.00	2,861.56	79.70
21-800-291-500000-769	Rev/Local:Cellcom 2015 Green Gift	2,000.00	0.00	2,000.00	0.00
21-800-291-500000-772	Rev/Local:Kayak Summer School	0.00	0.00	3,250.00	0.00
21-800-291-500001-000	Rev/Local:Gift Sch Forest	0.00	0.00	0.00	0.00
21-800-291-500006-000	Rev/Local:Gift Jeff Strengthening Family	0.00	37,332.00	0.00	0.00
Total Fund 21 - Gifts, Fundraising and Contributions (291)		52,620.00	129,279.00	174,532.18	133,883.49
Total Fund 21 - Revenue From Local Sources (200s)		53,070.00	129,549.00	175,113.06	134,157.64
FUND 21 SOURCES 900s - OTHER REVENUES					
Refund of Prior Year Expense (971)					
21-800-971-500000-000	Refund Payment (Prior Year Revenue)	0.00	0.00	511.69	0.00
Total Fund 21 - Refund of Prior Year Expense (971)		0.00	0.00	511.69	0.00
Total Fund 21 - Other Revenues (900s)		0.00	0.00	511.69	0.00
Total Fund 21 Source 100 - 999		53,070.00	129,549.00	175,624.75	134,157.64

FUND 27 - REVENUES					
FUND 27 SOURCES 100s - TRANSFERS-IN FROM ANOTHER FUND					
Transfer-In from Fund 10 (110)					
27-800-110-411000-000	Interfund Tf In:C W D	6,590,043.00	6,400,479.00	6,359,001.38	6,187,134.70
Total Fund 27 - Transfer-In from Fund 10 (110)		6,590,043.00	6,400,479.00	6,359,001.38	6,187,134.70
Total Fund 27 - Transfers-In from Another Fund (100s)		6,590,043.00	6,400,479.00	6,359,001.38	6,187,134.70
FUND 27 SOURCES 200s -REVENUE FROM LOCAL SOURCES					
Gifts, Fundraising and Contributions (291)					
27-800-291-500000-540	Rev/Local:Mentor-Mentee Program	0.00	0.00	0.00	0.00
Total Fund 27 - Gifts, Fundraising and Contributions (291)		0.00	0.00	0.00	0.00
Total Fund 27 - Revenue From Local Sources (200s)		0.00	0.00	0.00	0.00
FUND 27 SOURCES 300s - INTERDISTRICT PAYMENTS WITHIN WI					

**MANITOWOC PUBLIC SCHOOL DISTRICT
REVENUES (FUNDS 10 - 50)**

Account Number	Name	Budget 2016-17	Budget 2015-16	Est/Actual 2015-16	Actual 2014-15
Transit of Federal Aid from WI School Districts (317)					
27-800-317-500000-000	Transit Fed Aids - Wi Districts	0.00	0.00	0.00	0.00
Total Fund 27 - Transit of Federal Aid from WI School Districts		0.00	0.00	0.00	0.00
Non-Open Enrollment - Special Education Tuition (346)					
27-800-346-500000-000	C W D Tuition:Non Open Enroll	19,720.00	11,060.00	27,250.03	11,060.43
Total Fund 27 - Non-Open Enrollment - Special Education Tuition		19,720.00	11,060.00	27,250.03	11,060.43
Open Enrollment - Special Education Tuition (347)					
27-800-347-500000-000	C W D Tuition:Open Enrollment	0.00	930.00	15,004.87	14,244.11
Total Fund 27 - Open Enrollment - Special Education Tuition		0.00	930.00	15,004.87	14,244.11
Total Fund 27 - Interdistrict Payments Within WI (300s)		19,720.00	11,990.00	42,254.90	25,304.54
FUND 27 SOURCES 600s - REVENUE FROM STATE SOURCES					
Special Education State Aid (611)					
27-800-611-500000-000	Rev/State:Spec Ed Aid	2,225,000.00	2,219,384.00	2,231,871.00	2,218,662.00
Total Fund 27 - Special Education State Aid (611)		2,225,000.00	2,219,384.00	2,231,871.00	2,218,662.00
High Cost Special Education State Aid (625)					
27-800-625-500000-000	Rev/State:High Cost Sp Ed Aid	1,400.00	1,390.00	3,633.00	1,386.00
Total Fund 27 - High Cost Special Education State Aid (625)		1,400.00	1,390.00	3,633.00	1,386.00
Total Fund 27 - Revenue From State Sources (600s)		2,226,400.00	2,220,774.00	2,235,504.00	2,220,048.00
FUND 27 SOURCES 700s - REVENUE FROM FEDERAL SOURCES					
High Cost Special Education Federal Aid (711)					
27-800-711-500000-000	Rev/Fed:High Cost Sp Ed Aid	4,000.00	5,260.00	2,471.00	5,255.00
Total Fund 27 - High Cost Special Education Federal Aid (711)		4,000.00	5,260.00	2,471.00	5,255.00
Federal Special Projects Aid Through DPI (730)					
27-800-730-500000-341	Rev/Fed:Idea Flow Through	1,149,798.00	1,091,236.00	1,085,407.01	1,074,507.71
27-800-730-500000-341	Rev/Fed:Flow Through Carryover	120,000.00	120,000.00	0.00	0.00
27-800-730-500000-342	Rev/Fed:Idea Discretionary Reach Grant	8,000.00	0.00	0.00	0.00
27-800-730-500000-347	Rev/Fed:Idea Preschool	39,279.00	37,332.00	37,331.61	38,562.00
Total Fund 27 - Federal Special Projects Aid Through DPI (730)		1,317,077.00	1,248,568.00	1,122,738.62	1,113,069.71
Federal Aid Through Other State Agencies (780)					
27-800-780-500000-000	Medicaid School Based Service	444,900.00	467,826.00	467,826.89	268,751.51
Total Fund 27 - Federal Aid Through Other State Agencies (780)		444,900.00	467,826.00	467,826.89	268,751.51
Other Federal Revenue (799)					
27-800-799-500000-535	Rev/Fed:Lets Get To Work Grant	0.00	0.00	0.00	984.03
27-800-799-500000-536	Rev/Fed:Jobs First Grant	0.00	2,230.00	0.00	7,234.80
Total Fund 27 - Other Federal Revenue (799)		0.00	2,230.00	0.00	8,218.83
Total Fund 27 - Revenue From Federal Sources (700s)		1,765,977.00	1,723,884.00	1,593,036.51	1,395,295.05
FUND 27 SOURCES 900s - OTHER REVENUES					
Refund Of Prior year Expense (971)					
27-800-971-500000-000	Rev/Other:C W D Refund Aidable	0.00	1,800.00	55.00	3,598.49
Total Fund 27 - Refund Of Prior year Expense (971)		0.00	1,800.00	55.00	3,598.49
Other Miscellaneous Revenue (990)					
27-800-990-500000-000	Rev:Misc (Record Fee)	2,110.00	2,110.00	1,664.00	2,160.95
Total Fund 27 - Other Miscellaneous Revenue (990)		2,110.00	2,110.00	1,664.00	2,160.95
Total Fund 27 - Other Revenues (900s)		2,110.00	3,910.00	1,719.00	5,759.44
Total Fund 27 Sources 100 - 999		10,604,250.00	10,361,037.00	10,231,515.79	9,833,541.73
FUND 38 - REVENUES					
FUND 38 SOURCES 100s - TRANSFERS-IN FROM ANOTHER FUND					
Transfer-In from Fund 10 (110)					
38-800-110-411000-000	Interfund Tf:Fund 10	462,129.00	774,020.00	773,877.81	1,102,428.04
Total Fund 38 - Transfer-In from Fund 10 (110)		462,129.00	774,020.00	773,877.81	1,102,428.04

**MANITOWOC PUBLIC SCHOOL DISTRICT
REVENUES (FUNDS 10 - 50)**

Account Number	Name	Budget 2016-17	Budget 2015-16	Est/Actual 2015-16	Actual 2014-15
Total Fund 38 - Transfers-In from Another Fund (100s)		462,129.00	774,020.00	773,877.81	1,102,428.04
FUND 38 SOURCES 800s - OTHER FINANCING SOURCES					
Premium and Accrued Interest From Debt Financing (879)					
38-800-879-500000-000	Prem Or Accrued Interest	0.00	0.00	0.00	76,469.75
Total Fund 38 - Premium and Accrued Interest From Debt Fin		0.00	0.00	0.00	76,469.75
Total Fund 38 - Other Financing Sources (800s)		0.00	0.00	0.00	76,469.75
FUND 38 SOURCES 900s - OTHER REVENUES					
Refund of Prior Year Expense (971)					
38-800-971-500000-000	Rev/Other:Refund Aidable - Other	65,299.00	65,159.00	65,299.69	65,159.19
Total Fund 38 - Refund of Prior Year Expense (971)		65,299.00	65,159.00	65,299.69	65,159.19
Total Fund To - Other Revenues (900s)		65,299.00	65,159.00	65,299.69	65,159.19
Total Fund 38 Source 100 - 999		527,428.00	839,179.00	839,177.50	1,244,056.98

FUND 39 - REVENUES					
FUND 39 SOURCES 100s - TRANSFERS-IN FROM ANOTHER FUND					
Transfer-In from Fund 10 (110)					
39-800-280-500000-000	Rev/Local:Int Debt Service	0.00	0.00	0.00	0.82
Total Fund 39 - Transfer-In from Fund 10 (110)		0.00	0.00	0.00	0.82
Total Fund 39 - Revenue From Local Sources (200s)		0.00	0.00	0.00	0.82
Total Fund 39 Source 100 - 999		0.00	0.00	0.00	0.82

FUND 46 - REVENUES					
FUND 46 SOURCES 100s - TRANSFERS-IN FROM ANOTHER FUND					
Transfer-In from Fund 10 (110)					
46-800-110-411000-000	Interfund Tr:Fund 10	0.00	0.00	0.00	600,000.00
Total Fund 46 - Transfer-In from Fund 10 (110)		0.00	0.00	0.00	600,000.00
Total Fund 46 - Transfers-In from Another Fund (100s)		0.00	0.00	0.00	600,000.00
FUND 46 SOURCES 200s - REVENUE FROM LOCAL SOURCES					
Earnings on Investments (280)					
46-800-280-500000-000	Rev/Local:Interest Income	1,750.00	300.00	1,570.00	0.00
Total Fund 46 - Earnings on Investments (280)		1,750.00	300.00	1,570.00	0.00
Total Fund 46 - Revenue From Local Sources (200s)		1,750.00	300.00	1,570.00	0.00
Total Fund 46 Source 100 - 999		1,750.00	300.00	1,570.00	600,000.00

FUND 49 - REVENUES					
FUND 49 SOURCES 200s - REVENUE FROM LOCAL SOURCES					
Earnings on Investments (280)					
49-800-280-500000-970	Rev/Local:Interest Income	1,000.00	3,330.00	2,878.87	8,204.56
Total Fund 49 - Earnings on Investments (280)		1,000.00	3,330.00	2,878.87	8,204.56
Gifts, Fundraising and Contributions (291)					
49-800-291-500000-971	Rev/Local:Mpsd Foundation Donation	75,000.00	75,000.00	0.00	0.00
Total Fund 49 - Gifts, Fundraising and Contributions (291)		75,000.00	75,000.00	0.00	0.00
Total Fund 49 - Revenue From Local Sources (200s)		76,000.00	78,330.00	2,878.87	8,204.56
FUND 49 SOURCES 800s - OTHER FINANCING SOURCES					
Revenue From Sale of Fixed Assets (860)					
49-800-860-500000-972	Sale/Loss Of Fixed Asset	0.00	0.00	0.00	191,388.90
Total Fund 49 - Revenue From Sale of Fixed Assets (860)		0.00	0.00	0.00	191,388.90
Long-Term Loan Proceeds (873)					
49-800-873-500000-970	Rev:Long Term Loan Proceeds	0.00	0.00	0.00	5,000,000.00
Total Fund 49 - Long-Term Loan Proceeds (873)		0.00	0.00	0.00	5,000,000.00
Total Fund 49 Source 800s		0.00	0.00	0.00	5,191,388.90

**MANITOWOC PUBLIC SCHOOL DISTRICT
REVENUES (FUNDS 10 - 50)**

Account Number	Name	Budget 2016-17	Budget 2015-16	Est/Actual 2015-16	Actual 2014-15
FUND 49 SOURCES 900s - OTHER REVENUES					
Other Miscellaneous Revenue (990)					
49-800-990-500000-975	Rev:Misc Rrmf Reimbursements	0.00	25,000.00	82,735.87	114,871.15
Total Fund 49 - Other Miscellaneous Revenue (990)		0.00	25,000.00	82,735.87	114,871.15
Total Fund 49 - Other Revenues (900s)		0.00	25,000.00	82,735.87	114,871.15
Total Fund 49 Source 100 - 999		76,000.00	103,330.00	85,614.74	5,314,464.61

FUND 50 - REVENUES					
FUND 50 SOURCES 200s -REVENUE FROM LOCAL SOURCES					
Food Service Sales - Pupils (251)					
50-800-251-500000-000	Rev/Local:Pupil Lunch Sales	325,650.00	329,990.00	319,677.10	327,374.40
50-800-251-500001-000	Rev/Local:Pupil Breakfast Sales	9,835.00	7,590.00	9,835.81	7,116.77
Total Fund 50 - Food Service Sales - Pupils (251)		335,485.00	337,580.00	329,512.91	334,491.17
Food Service Sales - Adults (252)					
50-800-252-500000-000	Rev/Local:Adult Lunch Sales	6,940.00	6,940.00	8,009.27	6,872.98
Total Fund 50 - Food Service Sales - Adults (252)		6,940.00	6,940.00	8,009.27	6,872.98
Food Service Sales - Pupil Milk (254)					
50-800-254-500000-000	Rev/Local:Milk Sales-Pupil	48,420.00	48,420.00	42,770.35	47,846.29
Total Fund 50 - Food Service Sales - Pupil Milk (254)		48,420.00	48,420.00	42,770.35	47,846.29
Food Service Sales - Ala Carte (255)					
50-800-255-500000-000	Rev/Local:Ala Carte Sales	186,920.00	186,920.00	176,706.52	186,674.86
Total Fund 50 - Food Service Sales - Ala Carte (255)		186,920.00	186,920.00	176,706.52	186,674.86
Food Service Sales - Catering (256)					
50-800-256-500000-000	Rev/Local:Catering	86,090.00	86,090.00	77,878.61	86,090.39
50-800-256-500000-586	Rev/Local:Catering - Summer	0.00	0.00	5,830.30	0.00
Total Fund 50 - Food Service Sales - Catering (256)		86,090.00	86,090.00	83,708.91	86,090.39
Food Service Sales - Vending (257)					
50-800-257-500000-000	Rev/Local:Vending	3,100.00	3,050.00	2,783.05	3,052.01
Total Fund 50 - Food Service Sales - Vending (257)		3,100.00	3,050.00	2,783.05	3,052.01
Other Food Service Sales (259)					
50-800-259-500000-000	Rev/Local:Other Food Sales	0.00	0.00	18,823.13	0.00
50-800-259-500002-000	Rev/Local:Catering	31,870.00	31,870.00	18,318.61	30,331.27
Total Fund 50 - Other Food Service Sales (259)		31,870.00	31,870.00	37,141.74	30,331.27
Total Fund 50 - Revenue From Local Sources (200s)		698,825.00	700,870.00	680,632.75	695,358.97
FUND 50 SOURCES 600s - REVENUE FROM STATE SOURCES					
State Food Service Aid (617)					
50-800-617-500000-542	Rev/State:Wisc Morning Milk	12,860.00	12,860.00	13,503.25	12,858.65
50-800-617-500001-542	Rev/State:Wisc School Lunch Aid	23,350.00	22,060.00	18,768.99	20,057.53
50-800-617-500002-543	Rev/State:Wisc School Breakfast	5,900.00	5,800.00	4,973.89	5,804.27
Total Fund 50 - State Food Service Aid (617)		42,110.00	40,720.00	37,246.13	38,720.45
Total Fund 50 - Revenue From State Sources (600s)		42,110.00	40,720.00	37,246.13	38,720.45
FUND 50 SOURCES 700s - REVENUE FROM FEDERAL SOURCES					
Federal Donated Commodities (714)					
50-800-714-500000-000	Rev/Fed:Donated Commodities	119,500.00	115,500.00	124,267.79	115,167.51
Total Fund 50 - Federal Donated Commodities (714)		119,500.00	115,500.00	124,267.79	115,167.51
Federal Food Service Aid (717)					
50-800-717-500000-548	Rev/Fed:Spec Milk Program	4,000.00	4,000.00	3,610.94	4,124.82
50-800-717-500000-566	Rev/Fed:Nsl Eligible Snack Program	0.00	0.00	5,282.76	0.00
50-800-717-500000-586	Rev/Fed:Summer Food Service Program	97,440.00	85,440.00	97,955.30	81,973.32
50-800-717-500001-547	Rev/Fed:National Sch Lunch Prog	855,800.00	879,800.00	838,547.07	869,594.96
50-800-717-500002-546	Rev/Fed:Breakfast Aid	114,955.00	108,350.00	97,955.91	104,436.83

**MANITOWOC PUBLIC SCHOOL DISTRICT
REVENUES (FUNDS 10 - 50)**

Account Number	Name	Budget 2016-17	Budget 2015-16	Est/Actual 2015-16	Actual 2014-15
Total Fund 50 - 50-800-717-500000-548		1,072,195.00	1,077,590.00	1,043,351.98	1,060,129.93
Federal Special Projects Aid Through DPI (730)					
50-800-730-500000-376	Rev/Fed:F F V P	51,210.00	51,210.00	51,526.72	51,209.84
Total Fund 50 - Federal Special Projects Aid Through DPI (730)		51,210.00	51,210.00	51,526.72	51,209.84
Total Fund 50 - Revenue From Federal Sources (700s)		1,242,905.00	1,244,300.00	1,219,146.49	1,226,507.28
FUND 50 SOURCES 900s - OTHER REVENUES					
Other Miscellaneous Revenue (990)					
50-800-990-500000-000	Food Service:Misc Rev-Guarantee	8,840.00	8,840.00	86.95	8,035.40
50-800-990-500000-252	Rev/Local:Credit Card Fees	2,900.00	0.00	4,454.47	0.00
Total Fund 50 - 50-800-990-500000-000		2,900.00	0.00	4,454.47	0.00
Total Fund 50 - Other Revenues (900s)		2,900.00	0.00	4,454.47	0.00
Total Fund 50 Source 100 - 999		1,995,580.00	1,994,730.00	1,941,566.79	1,968,622.10
Total Fund 10 - 99 Revenues		69,898,908.00	69,064,352.00	69,516,661.35	72,772,417.34

Expenditures (All Funds)

Including

General Fund

Special Project Funds

Debt Service Funds

Capital Projects Funds

Food Service Fund

**MANITOWOC PUBLIC SCHOOL DISTRICT
EXPENDITURES (FUNDS 10 - 50)**

Account Number	Name	Budget 2016-17	Budget 2015-16	Est/Actual 2015-16	Actual 2014-15
FUND 10 - EXPENDITURES					
FUND 10 OBJECT 100s - SALARIES AND WAGES					
10-000-100-000000-000	Salary/Wages - Administration	2,107,781.00	1,980,026.00	1,959,588.72	1,929,431.11
10-000-101-000000-000	Salary/Wages - Other Administration	144,214.00	225,023.00	222,448.83	215,617.99
10-000-103-000000-000	Salary/Wages - Paraprofessionals	989,958.00	1,033,796.00	1,005,283.12	1,016,979.94
10-000-104-000000-000	Salary/Wages - Secretaries	1,403,112.00	1,369,531.00	1,379,811.50	1,333,268.07
10-000-105-000000-000	Salary/Wages - Custodians and Maintenance	2,063,325.00	2,033,940.00	2,036,440.86	2,023,004.52
10-000-106-000000-000	Salary/Wages - Noon & Bus Duty, Home Visitors	146,945.00	145,526.00	146,944.81	139,977.72
10-000-109-000000-000	Salary/Wages - Non-Staff Extra Curricular Activities	152,994.00	158,970.00	156,934.40	163,580.50
10-000-112-000000-000	Salary/Wages - Teachers (Teaching contract)	18,483,193.00	18,193,114.00	18,222,972.30	18,221,510.90
10-000-113-000000-000	Salary/Wages - Overtime	63,326.00	64,260.00	62,451.30	61,645.82
10-000-116-000000-000	Salary/Wages - Mentors/Summer Sch. & Curriculum	564,037.00	471,883.00	523,413.42	472,454.92
10-000-117-000000-000	Salary/Wages - Co-curricular Academics & Athletics	247,166.00	242,412.00	244,717.50	243,924.50
10-000-118-000000-000	Salary/Wages - Substitute Teachers	352,573.00	358,059.00	348,753.78	352,323.35
10-000-122-000000-000	Salary/Wages - Home Visitor & Support Staff	380,452.00	385,108.00	369,150.79	371,646.71
10-000-1xx-000000-000	Salary/Wages - Other Staff Salaries	40,267.00	44,662.00	29,013.23	27,263.57
Total Fund 10 - Salaries and Wages (100s)		27,139,343.00	26,706,310.00	26,707,924.56	26,572,629.62

FUND 10 OBJECT 200s - EMPLOYEE BENEFITS					
Wisconsin Retirement System (210s)					
10-000-212-000000-000	Wisconsin Retirement System-Employer	1,776,618.00	1,779,051.00	1,724,347.75	1,767,437.63
Total Fund 10 Object 210s		1,776,618.00	1,779,051.00	1,724,347.75	1,767,437.63
Federal Social Security Program (220s)					
10-000-220-000000-000	Federal Social Security Program	1,963,049.00	1,970,892.00	1,916,443.79	1,904,352.80
Total Fund 10 Object 220s		1,963,049.00	1,970,892.00	1,916,443.79	1,904,352.80
WI Group Life Insurance (230s)					
10-000-230-000000-000	WI Group Life Insurance	48,629.00	49,104.00	47,558.73	49,623.51
10-000-231-000000-000	WI Group Life Insurance Additioanl 20%	9,938.00	10,022.00	9,634.99	9,657.72
Total Fund 10 Object 230s		58,567.00	59,126.00	57,193.72	59,281.23
Other Health & Dental Insurance (240s)					
10-000-241-000000-000	District Health Insurance Program	6,405,402.00	6,073,094.00	6,043,617.07	5,515,725.91
10-000-243-000000-000	District Dental Insurance Program	433,357.00	411,140.00	405,294.91	373,205.02
10-000-249-000000-000	Other Health & Dental Insurance Costs	0.00	9,769.00	1,402.64	9,672.00
Total Fund 10 Object 240s		6,838,759.00	6,494,003.00	6,450,314.62	5,898,602.93
Long-Term Disability Insurance (250s)					
10-000-251-000000-000	Long-Term Disability Insurance	63,697.00	65,047.00	58,396.22	54,670.67
10-000-254-000000-000	Employee Worker Comp. Insurance	0.00	0.00	4,538.32	4,835.63
Total Fund 10 Object 250s		63,697.00	65,047.00	62,934.54	59,506.30
College Credit Reimbursement (290s)					
10-000-291-000000-000	College Credit Reimbursement	16,880.00	16,530.00	21,976.00	12,482.53
10-000-292-000000-000	Annuity Payments	0.00	5,800.00	5,000.04	0.00
10-000-299-000000-000	Miscellaneous Employee Benefits	176,863.00	179,564.00	171,971.23	108,064.76
Total Fund 10 Object 290s		193,743.00	201,894.00	198,947.27	120,547.29
Total Fund 10 Object 200s		10,894,433.00	10,570,013.00	10,410,181.69	9,809,728.18

FUND 10 OBJECT 300s - PURCHASED SERVICES					
Personal Services (310)					
10-100-310-110000-000	Pers Serv:Elem Undiff Curr	26,976.00	8,126.00	7,950.00	4,450.00
10-103-310-110000-000	Pers Serv:4 K Undiff Curr	0.00	600.00	600.00	0.00

**MANITOWOC PUBLIC SCHOOL DISTRICT
EXPENDITURES (FUNDS 10 - 50)**

Account Number	Name	Budget 2016-17	Budget 2015-16	Est/Actual 2015-16	Actual 2014-15
10-110-310-110000-000	Pers Serv:Jac Undiff Curr	325.00	325.00	325.00	325.00
10-330-310-110000-000	Pers Serv:Wil Undiff Curr	337.00	0.00	0.00	1,200.00
10-510-310-110000-000	Pers Serv:Lighthouse Learning Academy	0.00	900.00	0.00	862.36
10-520-310-110000-000	Pers Serv:Mck Undiff Curr	2,400.00	0.00	0.00	0.00
10-800-310-110000-000	Pers Serv:Undiff Curr	10,600.00	5,920.00	5,918.00	10,550.00
10-800-310-110100-000	Pers Serv:Summer School	5,000.00	2,000.00	0.00	0.00
10-100-310-110122-000	Pers Serv:Elem Lang Arts	3,000.00	500.00	0.00	130.02
10-100-310-110124-000	Pers Serv:Elem Math	2,200.00	2,200.00	2,040.00	0.00
10-800-310-111900-980	Pers Serv:\$600,000 Capital Project	0.00	34,058.00	40,800.00	0.00
10-800-310-111900-982	Pers Serv:Misc. Items-Fd Bal	600,000.00	0.00	0.00	0.00
10-800-310-120000-667	Pers Serv:International Bacc	1,100.00	223.00	0.00	1,280.77
10-800-310-121000-000	Pers Serv:Art	3,249.00	2,431.00	1,200.00	2,000.00
10-800-310-122000-000	Pers Serv:Language Arts	200.00	198.00	0.00	0.00
10-800-310-122600-667	Pers Serv:Intl Bacc Drama Arts	1,200.00	1,200.00	0.00	100.00
10-800-310-123207-322	Pers Serv:BiI-Bicultural	250.00	200.00	315.00	0.00
10-800-310-125000-000	Pers Serv:Music	16,800.00	17,400.00	11,193.48	22,227.27
10-800-310-126000-000	Pers Serv:Science	1,500.00	1,500.00	1,582.00	1,500.00
10-710-310-126241-000	Pers Serv:Outdoor Education	1,000.00	1,000.00	1,080.00	1,244.38
10-800-310-126241-523	Pers Serv:Ais Grant	666.00	0.00	666.00	0.00
10-800-310-126241-710	Pers Serv:W E E B Grant	315.00	0.00	0.00	0.00
10-800-310-126241-740	Pers Serv:Weeb Forest Learning Space	0.00	750.00	0.00	0.00
10-800-310-126241-750	Pers Serv:Weeb Monitoring Grant	2,200.00	2,499.00	0.00	0.00
10-800-310-126241-755	Pers Serv:Weeb Service Learning Grant	100.00	0.00	0.00	0.00
10-800-310-126241-760	Pers Serv:Weeb Outdoor Classroom	2,574.00	4,998.00	1,039.40	0.00
10-800-310-129000-000	Pers Serv:G E D #2	1,200.00	1,200.00	472.79	293.66
10-800-310-132000-000	Pers Serv:Bus Education	0.00	0.00	0.00	0.00
10-800-310-134400-660	Pers Serv:Ya Nursing Mtwc	1,300.00	1,345.00	1,344.56	125.00
10-800-310-135000-000	Pers Serv:Fam/Consumer Ed	1,500.00	17,254.00	18,450.80	65.00
10-800-310-135000-577	Pers Serv:Cte Incentive	45,000.00	34,200.00	34,200.00	0.00
10-800-310-136000-000	Pers Serv:Tech Education	8,500.00	7,341.00	6,925.39	8,761.40
10-800-310-136000-660	Pers Serv:Ya Tech Ed Mtwc	0.00	800.00	0.00	0.00
10-800-310-136230-660	Pers Serv:Ya Drafting Manitowoc	0.00	800.00	0.00	0.00
10-800-310-136363-660	Pers Serv:Y A Welding	0.00	800.00	0.00	0.00
10-414-310-138100-000	Pers Serv:Lhs At Risk	1,000.00	110.00	0.00	1,916.80
10-800-310-138100-000	Pers Serv:Students At Risk	3,826.00	1,314.00	0.00	5,250.00
10-800-310-138130-660	Pers Serv:Spec Voc Prep/Mtwc	3,000.00	4,000.00	0.00	3,622.50
10-800-310-139000-400	Pers Serv:Mtwc Cpa	2,300.00	2,700.00	2,606.20	0.00
10-800-310-139000-541	Pers Serv:Blueprint For Prosperity Instr	65,280.00	0.00	0.00	0.00
10-800-310-139000-555	Pers Serv:Pltw Grant	0.00	0.00	0.00	0.00
10-800-310-139000-660	Pers Serv:Mtwc	25,000.00	29,303.00	15,546.02	7,156.28
10-800-310-139000-660	Pers Serv:T R (Y A)	0.00	0.00	275.42	785.33
10-800-310-139000-660	Pers Serv:Mishicot	0.00	0.00	4,060.00	2,907.84
10-800-310-139000-660	Pers Serv:Reedsville	0.00	0.00	2,857.92	2,137.01
10-800-310-139000-660	Pers Serv:Valders	0.00	0.00	2,986.48	2,648.59
10-800-310-139000-660	Pers Serv:Mtwc Lutheran	0.00	0.00	1,828.60	1,035.05
10-800-310-139000-660	Pers Serv:Ya Mtwc Prior Year	0.00	0.00	0.00	12,518.33
10-800-310-141000-000	Pers Serv:Health	0.00	1,760.00	1,760.00	0.00
10-800-310-143000-000	Pers Serv:Phy Education	8,100.00	9,600.00	8,881.09	6,937.90
10-328-310-161339-000	Pers Serv:Wash Forensics	198.00	285.00	0.00	40.00
10-330-310-161339-000	Pers Serv:Wilson Forensics	297.00	297.00	0.00	65.00
10-414-310-161339-000	Pers Serv:L H S Forensics	0.00	362.00	361.28	375.00
10-800-310-162000-000	Pers Serv:Athletics	60,000.00	69,500.00	72,487.43	69,879.17
10-800-310-162001-000	Pers Serv:Hockey	8,565.00	6,400.00	8,565.00	6,200.00
10-800-310-162400-000	Pers Serv:Mpsd Athletic Assoc	5,245.00	4,700.00	4,705.01	5,515.00
10-800-310-162900-000	Pers Serv:Athletic Concessions	28,239.00	38,239.00	21,778.31	23,372.56
10-112-310-164000-367	Pers Serv:Jeff Clc Grant	0.00	200.00	0.00	304.00
10-328-310-164000-367	Pers Serv:Wash Clc Grant	19,000.00	6,950.00	3,751.00	5,611.88
10-800-310-164000-000	Pers Serv:Auditorium/Stage	0.00	0.00	85.00	325.00
10-800-310-165000-578	Pers Serv:Youth Frontiers (United Way)	0.00	10,000.00	10,000.00	0.00
10-800-310-172000-000	Pers Serv:Gifted & Talented	4,925.00	3,525.00	3,400.00	4,025.00
10-800-310-211000-000	Pers Serv:Assessment	20,000.00	1,000.00	0.00	0.00
10-800-310-213000-000	Pers Serv:Guidance	1,500.00	700.00	0.00	0.00
10-800-310-214000-000	Pers Serv:Nurses	900.00	790.00	750.00	715.00

**MANITOWOC PUBLIC SCHOOL DISTRICT
EXPENDITURES (FUNDS 10 - 50)**

Account Number	Name	Budget 2016-17	Budget 2015-16	Est/Actual 2015-16	Actual 2014-15
10-800-310-219000-000	Pers Serv:Police Liaison Officers	121,690.00	121,690.00	118,819.85	118,128.39
10-800-310-219000-391	Pers Serv:Title Iii Two Rivers	3,400.00	3,400.00	3,312.20	3,336.00
10-800-310-219000-391	Pers Serv:Title Iii Kiel	3,000.00	3,000.00	2,747.00	2,614.01
10-800-310-219001-000	Pers Serv:Sl Interpreter	0.00	110.00	178.75	0.00
10-800-310-221100-000	Pers Serv:Imprv Instruction	650.00	650.00	30.00	3,500.00
10-103-310-221300-000	Pers Serv:4K Instr Staff Train	425.00	400.00	0.00	0.00
10-800-310-221310-000	Pers Serv:Teacher College Cred	1,000.00	1,310.00	0.00	0.00
10-800-310-222300-000	Pers Serv:Educational Media	5,290.00	5,247.00	5,290.00	5,290.00
10-800-310-231100-000	Pers Serv:Board Of Educ	1,200.00	950.00	2,476.20	16,905.09
10-800-310-231400-000	Pers Serv:Elections	15,100.00	16,100.00	1,725.00	16,100.00
10-800-310-231500-000	Pers Serv:Legal Services	12,000.00	12,000.00	9,312.95	11,334.71
10-800-310-231700-000	Pers Serv:Audit Service	32,400.00	32,400.00	30,400.00	33,832.00
10-800-310-232000-000	Pers Serv:Dist Admin	900.00	1,500.00	720.40	1,601.67
10-800-310-232200-000	Pers Serv:Comm Relations	20,000.00	14,500.00	25,614.11	250.00
10-101-310-241000-000	Pers Serv:Rv Admin	1,000.00	831.00	343.95	324.48
10-106-310-241000-000	Pers Serv:Fra Sch Bldg Admin	400.00	400.00	351.54	305.69
10-110-310-241000-000	Pers Serv:Jac Sch Bldg Admin	1,300.00	668.00	666.00	532.00
10-112-310-241000-000	Pers Serv:Jef Sch Bldg Admin	0.00	1,282.00	1,358.37	946.94
10-116-310-241000-000	Pers Serv:Mad Sch Bldg Admin	400.00	400.00	396.76	892.59
10-122-310-241000-000	Pers Serv:Mon Sch Bldg Admin	400.00	400.00	371.96	392.56
10-126-310-241000-000	Pers Serv:Sta Sch Bldg Admin	400.00	309.00	451.09	408.40
10-328-310-241000-000	Pers Serv:Wash Sch Adm	2,000.00	2,400.00	2,045.57	1,461.70
10-330-310-241000-000	Pers Serv:Wil Sch Bldg Adm	1,000.00	500.00	3,150.06	2,042.86
10-414-310-241000-000	Pers Serv:L H S Bldg Adm	6,350.00	6,350.00	5,062.43	5,470.17
10-520-310-241000-000	Pers Serv:Mc Kinley Adm	910.00	725.00	693.60	1,170.00
10-800-310-251000-000	Pers Serv:Bus Admin	2,400.00	3,040.00	3,376.03	1,296.95
10-101-310-253300-000	Pers Serv:Rv Custodial	0.00	480.00	0.00	0.00
10-122-310-253300-000	Pers Serv:Monroe Custodial	0.00	480.00	0.00	0.00
10-800-310-253300-000	Pers Serv:Oper/Buildings	13,000.00	(591.00)	37,285.00	7,200.00
10-414-310-254300-000	Pers Serv:Lhs Bldg Maintenance	0.00	0.00	1,200.00	0.00
10-800-310-254300-000	Pers Serv:Maintenance/Plan	0.00	0.00	145.90	0.00
10-800-310-255000-980	Pers Serv:\$600,000 Capital Project	20,000.00	0.00	47,420.00	0.00
10-800-310-258400-000	Pers Serv:Production Center	4,814.00	4,900.00	2,089.57	2,117.72
10-800-310-263100-000	Pers Serv:I T Services	26,025.00	22,025.00	19,856.35	19,069.93
10-800-310-263351-000	Pers Serv:Telephones	1,200.00	1,200.00	1,007.84	1,131.57
10-800-310-264200-000	Pers Serv:Recruitment	2,000.00	2,200.00	2,488.00	0.00
10-800-310-264400-000	Pers Serv:Non Instr Staff Trng	300.00	250.00	0.00	40.00
10-800-310-264500-000	Pers Serv:Health Services	1,000.00	3,750.00	3,315.20	3,496.10
10-800-310-264900-000	Pers Serv:E A P Staff Services	6,530.00	13,068.00	5,702.20	16,216.24
10-800-310-266100-981	Pers Serv:Tech Project	25,000.00	24,242.00	9,200.00	0.00
10-800-310-270000-000	Pers Serv:Ins Risk Mgmt Co	1,000.00	1,000.00	10,754.78	540.33
10-800-310-299000-000	Pers Serv:Sec 125 Fees (Bfn)	10,200.00	10,200.00	10,592.33	10,386.75
10-800-310-299000-391	Pers Serv:Title Iii	120.00	300.00	0.00	120.00
10-800-310-299100-000	Pers Serv:Cesa 7	11,504.00	11,504.00	11,434.00	11,504.00
10-800-310-299200-000	Pers Serv:Cesa 6 Grant Assistance	8,850.00	8,850.00	8,850.00	8,850.00
Total Fund 10 - Personal Services (310)		1,362,025.00	676,923.00	693,022.17	527,266.95
Property Operational Services (323)					
10-800-323-253200-000	Prop Serv:Oper/Sites	0.00	4,000.00	0.00	0.00
10-800-323-253300-000	Prop Serv:Oper/Bldgs	33,000.00	31,000.00	32,654.26	38,161.53
Total Fund 10 - Property Operational Services (323)		33,000.00	35,000.00	32,654.26	38,161.53
Property Maintenance Services (324)					
10-800-324-253300-000	Prop Serv:Oper/Bldgs	100.00	100.00	85.00	0.00
10-800-324-253400-000	Prop Serv:Oper/Equip	100.00	100.00	87.75	120.75
10-101-324-254200-000	Prop Serv:Rv Site Repairs	500.00	300.00	125.00	934.50
10-106-324-254200-000	Prop Serv:Fr Site Repairs	500.00	5,000.00	0.00	0.00
10-110-324-254200-000	Prop Serv:Ja Site Repairs	500.00	400.00	400.00	0.00
10-112-324-254200-000	Prop Serv:Je Site Repairs	500.00	1,500.00	0.00	2,965.00
10-116-324-254200-000	Prop Serv:Ma Site Repairs	500.00	0.00	0.00	0.00
10-122-324-254200-000	Prop Serv:Mo Site Repairs	500.00	0.00	0.00	0.00
10-126-324-254200-000	Prop Serv:St Site Repairs	500.00	0.00	0.00	0.00
10-328-324-254200-000	Prop Serv:Wash Site Repairs	500.00	0.00	0.00	50.00
10-330-324-254200-000	Prop Serv:Wil Site Repairs	500.00	0.00	0.00	0.00
10-414-324-254200-000	Prop Serv:Lhs Site Repairs	500.00	0.00	0.00	225.00

**MANITOWOC PUBLIC SCHOOL DISTRICT
EXPENDITURES (FUNDS 10 - 50)**

Account Number	Name	Budget 2016-17	Budget 2015-16	Est/Actual 2015-16	Actual 2014-15
10-520-324-254200-000	Prop Serv:Mck Site Repairs	500.00	0.00	0.00	0.00
10-710-324-254200-000	Prop Serv:Sch Forest Site Repairs	500.00	0.00	0.00	0.00
10-800-324-254200-000	Prop Serv:District Site Repairs	3,000.00	7,300.00	1,850.00	2,977.35
10-801-324-254200-000	Prop Serv:Lindbergh Site Repairs	5,000.00	0.00	0.00	46.00
10-101-324-254300-000	Prop Serv:Rv Bldg Maint	2,000.00	1,500.00	2,825.32	1,791.07
10-106-324-254300-000	Prop Serv:Fr Bldg Maint	2,000.00	1,000.00	1,988.34	2,391.53
10-110-324-254300-000	Prop Serv:Ja Bldg Maint	2,000.00	2,310.00	600.75	14,936.00
10-112-324-254300-000	Prop Serv:Je Bldg Maint	2,000.00	2,270.00	875.00	1,296.27
10-116-324-254300-000	Prop Serv:Mad Bldg Maint	2,000.00	2,280.00	708.68	40.00
10-122-324-254300-000	Prop Serv:Mon Bldg Maint	2,000.00	3,900.00	600.00	1,017.44
10-126-324-254300-000	Prop Serv:Stan Bldg Maint	2,000.00	3,000.00	143.34	758.00
10-328-324-254300-000	Prop Serv:Wash Bldg Maint	2,000.00	5,270.00	1,525.04	18,949.54
10-330-324-254300-000	Prop Serv:Wil Bldg Maint	2,000.00	6,275.00	433.98	3,695.42
10-414-324-254300-000	Prop Serv:L H S Bldg Maint	45,000.00	54,000.00	47,265.28	73,737.79
10-520-324-254300-000	Prop Serv:Mck Bldg Maint	1,000.00	3,070.00	451.20	1,092.48
10-655-324-254300-000	Prop Serv:Mun Field	3,000.00	5,000.00	477.35	7,302.00
10-710-324-254300-000	Prop Serv:Sch For Bldg Maint	1,000.00	0.00	70.00	3,257.00
10-800-324-254300-000	Prop Serv:Bldg Maint	35,000.00	37,000.00	37,611.38	31,483.45
10-801-324-254300-000	Prop Serv:Lindbergh Bldg Maint	4,000.00	1,000.00	870.91	377.11
10-812-324-254300-000	Prop Serv:M S C Bldg Maint	1,500.00	1,500.00	1,233.10	0.00
10-414-324-254490-000	Prop Serv:Lhs Equip Repairs	2,000.00	2,500.00	2,204.48	0.00
10-800-324-254500-000	Prop Serv:District Vehicle Maint	3,000.00	2,400.00	2,905.05	2,017.78
Total Fund 10 - Property Maintenance Services (324)		127,700.00	148,975.00	105,336.95	171,461.48
Construction Services (327)					
10-800-327-254900-000	Constr Serv:Other Maintenance	0.00	0.00	0.00	5,848.28
10-800-327-255000-972	Constr Serv:Special Projects	100,000.00	0.00	1,275.00	0.00
10-800-327-255000-980	Constr Serv:\$600,000 Capital Proj	325,000.00	375,703.00	348,541.02	0.00
10-800-327-255000-982	Constr Serv:Capital Proj-Fd Bal	600,000.00	0.00	0.00	0.00
Total Fund 10 - Construction Services (327)		1,025,000.00	375,703.00	349,816.02	5,848.28
Other Property Services (329)					
10-800-329-253300-000	Oth Prop Serv:Operations	28,000.00	34,000.00	26,877.45	29,466.50
Total Fund 10 - Other Property Services (329)		28,000.00	34,000.00	26,877.45	29,466.50
Utilities - Gas For Heat (331)					
10-101-331-253300-000	Gas/Heat:Riverview	28,000.00	27,530.00	19,713.36	30,146.84
10-106-331-253300-000	Gas/Heat:Franklin	19,000.00	20,827.00	14,809.94	20,813.55
10-110-331-253300-000	Gas/Heat:Jackson	25,000.00	25,725.00	18,229.71	27,636.42
10-112-331-253300-000	Gas/Heat:Jefferson	12,000.00	12,576.00	7,015.62	12,175.98
10-116-331-253300-000	Gas/Heat:Madison	15,000.00	16,284.00	10,761.61	16,115.85
10-122-331-253300-000	Gas/Heat:Monroe	16,000.00	17,288.00	11,367.99	16,500.84
10-126-331-253300-000	Gas/Heat:Stangel	16,000.00	18,500.00	11,607.38	17,449.92
10-328-331-253300-000	Gas/Heat:Washington	59,000.00	56,692.00	40,591.24	61,608.52
10-330-331-253300-000	Gas/Heat:Wilson	40,000.00	42,073.00	29,581.93	42,644.19
10-414-331-253300-000	Gas/Heat:Lincoln	11,000.00	11,935.00	8,773.67	12,589.78
10-520-331-253300-000	Gas/Heat:Mckinley	16,000.00	18,940.00	12,339.33	17,889.79
10-540-331-253300-000	Gas/Heat:Next Step Connections Apartment	700.00	700.00	509.72	666.01
10-655-331-253300-000	Gas/Heat:Mun Field	900.00	998.00	501.16	818.91
10-710-331-253300-000	Gas/Heat:School Forest (L P)	9,000.00	9,364.00	6,793.67	8,355.46
10-801-331-253300-000	Gas/Heat:Lindbergh	4,000.00	4,872.00	2,598.12	3,528.54
10-812-331-253300-000	Gas/Heat:Multi-Service Center	13,000.00	12,511.00	10,115.10	15,392.37
10-953-331-253300-000	Gas/Heat:Vehicle Storage (L P)	0.00	472.00	0.00	0.00
Total Fund 10 - Utilities - Gas For Heat (331)		284,600.00	297,287.00	205,309.55	304,332.97
Utilities - Coal For Heat (333)					
10-414-333-253300-000	Steam/Heat:Lincoln	125,000.00	126,000.00	123,076.84	119,700.61
Total Fund 10 - Utilities - Coal For Heat (333)		125,000.00	126,000.00	123,076.84	119,700.61
Utilities - Electricity For Other Than Heat (336)					
10-101-336-253300-000	Elect/Oth Heat:Riverview	41,000.00	41,704.00	40,206.02	40,124.02
10-106-336-253300-000	Elect/Oth Heat:Franklin	25,000.00	25,940.00	24,190.69	21,668.10
10-110-336-253300-000	Elect/Oth Heat:Jackson	22,000.00	21,321.00	21,145.53	21,616.22
10-112-336-253300-000	Elect/Oth Heat:Jefferson	33,000.00	33,935.00	30,488.58	32,258.39
10-116-336-253300-000	Elect/Oth Heat:Madison	22,000.00	21,649.00	21,060.94	21,190.46
10-122-336-253300-000	Elect/Oth Heat:Monroe	18,000.00	16,284.00	17,578.84	16,248.68
10-126-336-253300-000	Elect/Oth Heat:Stangel	21,000.00	20,700.00	20,146.72	19,889.95
10-328-336-253300-000	Elect/Oth Heat:Washington	56,000.00	57,826.00	53,036.11	55,122.20

**MANITOWOC PUBLIC SCHOOL DISTRICT
EXPENDITURES (FUNDS 10 - 50)**

Account Number	Name	Budget 2016-17	Budget 2015-16	Est/Actual 2015-16	Actual 2014-15
10-330-336-253300-000	Elect/Oth Heat:Wilson	50,000.00	52,242.00	49,107.02	49,623.01
10-414-336-253300-000	Elect/Oth Heat:Lincoln	179,000.00	181,503.00	177,746.42	173,994.15
10-520-336-253300-000	Elect/Oth Heat:Mckinley	8,000.00	8,024.00	7,021.35	7,859.81
10-540-336-253300-000	Elect/Oth Heat:Next Step Connections Apt	650.00	500.00	604.27	549.43
10-635-336-253300-000	Elect/Oth Heat:Soccer Field	100.00	174.00	88.05	84.50
10-655-336-253300-000	Elect/Oth Heat:Mun Field	3,000.00	2,917.00	2,812.95	2,947.93
10-710-336-253300-000	Elect/Oth Heat:School Forest	4,000.00	4,590.00	3,877.83	3,888.99
10-801-336-253300-000	Elect/Oth Heat:Lindbergh	17,000.00	16,302.00	16,532.80	16,960.76
10-812-336-253300-000	Elect/Oth Heat:Multi-Service Center	25,000.00	21,908.00	23,149.46	24,112.86
Total Fund 10 - Utilities - Electricity For Other Than Heat (336)		524,750.00	527,519.00	508,793.58	508,139.46
Utilities - Water (337)					
10-101-337-253300-000	Water:Riverview	2,500.00	2,700.00	2,342.30	2,250.06
10-106-337-253300-000	Water:Franklin	2,400.00	2,540.00	1,309.73	2,604.46
10-110-337-253300-000	Water:Jackson	1,400.00	1,693.00	1,273.41	1,323.08
10-112-337-253300-000	Water:Jefferson	1,300.00	1,239.00	1,231.52	1,150.52
10-116-337-253300-000	Water:Madison	2,000.00	1,874.00	1,934.82	1,974.27
10-122-337-253300-000	Water:Monroe	1,500.00	1,613.00	1,472.61	1,444.33
10-126-337-253300-000	Water:Stangel	1,200.00	1,585.00	1,060.62	1,083.36
10-328-337-253300-000	Water:Washington	3,500.00	3,152.00	3,508.55	2,713.00
10-330-337-253300-000	Water:Wilson	3,600.00	3,458.00	3,564.82	3,395.85
10-414-337-253300-000	Water:Lincoln	8,500.00	8,002.00	8,013.46	8,413.34
10-520-337-253300-000	Water:Mckinley	1,000.00	958.00	904.00	500.49
10-540-337-253300-000	Water:Next Step Connections Apt	100.00	85.00	81.36	68.35
10-655-337-253300-000	Water:Mun Field	1,300.00	1,153.00	1,199.99	1,023.35
10-801-337-253300-000	Water:Lindbergh	300.00	321.00	280.07	300.25
10-812-337-253300-000	Water:Multi-Service Center	1,000.00	1,253.00	843.09	902.55
Total Fund 10 - Utilities - Water (337)		31,600.00	31,626.00	29,020.35	29,147.26
Utilities - Sewerage (338)					
10-101-338-253300-000	Sewerage:Riverview	4,000.00	3,889.00	3,627.21	3,439.41
10-106-338-253300-000	Sewerage:Franklin	2,100.00	1,785.00	2,088.32	2,014.87
10-110-338-253300-000	Sewerage:Jackson	1,900.00	2,045.00	1,723.84	1,896.37
10-112-338-253300-000	Sewerage:Jefferson	1,800.00	1,626.00	1,656.84	1,552.92
10-116-338-253300-000	Sewerage:Madison	3,500.00	2,864.00	3,136.20	3,308.29
10-122-338-253300-000	Sewerage:Monroe	2,500.00	2,206.00	2,436.72	2,441.94
10-126-338-253300-000	Sewerage:Stangel	1,800.00	2,129.00	1,592.52	1,692.59
10-328-338-253300-000	Sewerage:Washington	6,500.00	5,282.00	6,033.28	4,454.21
10-330-338-253300-000	Sewerage:Wilson	7,000.00	6,276.00	6,630.92	6,953.75
10-414-338-253300-000	Sewerage:Lincoln	13,500.00	13,457.00	11,387.64	13,162.15
10-520-338-253300-000	Sewerage:Mckinley	700.00	636.00	456.20	542.61
10-540-338-253300-000	Sewerage:Next Step Connections Apt	200.00	150.00	161.40	135.96
10-655-338-253300-000	Sewerage:Mun Field	400.00	310.00	265.92	259.45
10-801-338-253300-000	Sewerage:Lindbergh	600.00	489.00	464.84	506.40
10-812-338-253300-000	Sewerage:Multi-Service Center	1,500.00	1,324.00	1,321.84	1,493.63
Total Fund 10 - Utilities - Sewerage (338)		48,000.00	44,468.00	42,983.69	43,854.55
Utilities - Fire Protection (339)					
10-101-339-253300-000	Fire Prot:Riverview	1,200.00	1,189.00	1,038.07	1,107.20
10-106-339-253300-000	Fire Prot:Franklin	700.00	549.00	525.48	517.44
10-110-339-253300-000	Fire Prot:Jackson	900.00	941.00	751.20	733.49
10-112-339-253300-000	Fire Prot:Jefferson	900.00	852.00	775.20	760.98
10-116-339-253300-000	Fire Prot:Madison	900.00	655.00	751.20	736.19
10-122-339-253300-000	Fire Prot:Monroe	700.00	585.00	500.33	486.56
10-126-339-253300-000	Fire Prot:Stangel	700.00	681.00	499.82	489.93
10-328-339-253300-000	Fire Prot:Washington	1,500.00	1,404.00	1,247.64	1,222.06
10-330-339-253300-000	Fire Prot:Wilson	1,500.00	1,212.00	1,159.20	1,144.44
10-414-339-253300-000	Fire Prot:Lincoln	3,500.00	3,857.00	3,364.79	3,009.14
10-520-339-253300-000	Fire Prot:Mckinley	600.00	473.00	415.96	415.02
10-540-339-253300-000	Fire Prot:Next Step Connections Apt	100.00	45.00	45.29	36.43
10-655-339-253300-000	Fire Prot:Mun Field	700.00	525.00	508.28	520.32
10-801-339-253300-000	Fire Prot:Lindbergh	400.00	340.00	340.35	335.71
10-812-339-253300-000	Fire Prot:Multi Purpose Center	700.00	1,034.00	585.96	580.93
Total Fund 10 - Utilities - Fire Protection (339)		15,000.00	14,342.00	12,508.77	12,095.84
Pupil Transportation (341)					
10-103-341-256710-000	Pupil Trav:Private Op Y M C A	0.00	0.00	0.00	9,164.00

**MANITOWOC PUBLIC SCHOOL DISTRICT
EXPENDITURES (FUNDS 10 - 50)**

Account Number	Name	Budget 2016-17	Budget 2015-16	Est/Actual 2015-16	Actual 2014-15
10-520-341-256710-000	Pupil Trav:Private Oper Mckinley	0.00	0.00	7,184.25	7,564.50
10-800-341-256710-000	Pupil Trav:Private Operators	1,234,137.00	1,215,328.00	1,182,211.89	1,186,996.02
10-800-341-256720-000	Pupil Trav:Shuttle Betw School	12,940.00	12,940.00	7,220.13	12,840.30
10-800-341-256720-000	Pupil Trav:Sum Sch Shuttle Betw Sch	7,285.00	4,285.00	5,028.70	3,312.80
10-800-341-256720-141	Pupil Trav:Shuttle Title I	0.00	1,000.00	0.00	0.00
10-800-341-256730-000	Pupil Trav:Parent Contracts	12,935.00	12,935.00	3,009.00	12,792.50
10-101-341-256770-000	Pupil Trav:Rv Field Trips / Kgn	4,500.00	4,544.00	2,294.46	3,880.85
10-101-341-256770-000	Pupil Trav:4K Riverview	700.00	1,735.00	2,283.12	2,464.19
10-103-341-256770-000	Pupil Trav:4 K	1,000.00	229.00	0.00	40.00
10-106-341-256770-000	Pupil Trav:Fra Field Trips	3,600.00	3,600.00	3,257.04	5,439.89
10-110-341-256770-000	Pupil Trav:Jac Field Trips	4,500.00	5,500.00	3,678.62	5,806.39
10-112-341-256770-000	Pupil Trav:Jef Field Trips	4,000.00	3,072.00	3,762.87	4,306.88
10-112-341-256770-367	Pupil Trav:Jeff Clc Grant	0.00	0.00	0.00	119.79
10-116-341-256770-000	Pupil Trav:Mad Field Trips	1,600.00	1,900.00	1,817.09	2,218.90
10-122-341-256770-000	Pupil Trav:Mon Field Trips	4,500.00	4,500.00	4,419.47	4,004.93
10-126-341-256770-000	Pupil Trav:Sta Field Trips	3,000.00	3,000.00	4,598.28	7,060.40
10-328-341-256770-000	Pupil Trav:Washington	500.00	240.00	240.00	665.62
10-328-341-256770-000	Pupil Trav:Wash English	500.00	0.00	0.00	0.00
10-328-341-256770-000	Pupil Trav:Wash Math	500.00	200.00	0.00	52.82
10-328-341-256770-000	Pupil Trav:Wash Science	500.00	309.00	308.61	302.99
10-328-341-256770-000	Pupil Trav:Wash Soc Studies	500.00	0.00	0.00	0.00
10-328-341-256770-000	Pupil Trav:Wash Forensic	500.00	422.00	281.44	117.70
10-328-341-256770-367	Pupil Trav:Wash Clc Grant	4,000.00	1,800.00	994.76	0.00
10-330-341-256770-000	Pupil Trav:Wil English	400.00	400.00	0.00	0.00
10-330-341-256770-000	Pupil Trav:Wil Math	400.00	0.00	0.00	0.00
10-330-341-256770-000	Pupil Trav:Wil Science	400.00	400.00	286.42	147.09
10-330-341-256770-000	Pupil Trav:Wil Soc Studies	750.00	150.00	0.00	744.11
10-330-341-256770-000	Pupil Trav:Wil Forensics	1,454.00	1,454.00	242.85	391.70
10-414-341-256770-000	Pupil Trav:Lincoln	0.00	0.00	1,159.37	2,019.77
10-414-341-256770-000	Pupil Trav:Lhs English	927.00	292.00	0.00	0.00
10-414-341-256770-000	Pupil Trav:Lhs Math	340.00	513.00	547.57	1,047.98
10-414-341-256770-000	Pupil Trav:L H S Science	750.00	750.00	1,648.32	1,838.35
10-414-341-256770-000	Pupil Trav:Lhs Soc Studies	400.00	600.00	599.44	553.61
10-414-341-256770-000	Pupil Trav:Lhs At Risk	843.00	743.00	92.52	0.00
10-414-341-256770-000	Pupil Trav:Lhs Publications	0.00	0.00	135.00	216.25
10-414-341-256770-000	Pupil Trav:L H S Forensics	458.00	3,413.00	3,695.53	670.22
10-520-341-256770-000	Pupil Trav:Mckinley Academy	1,000.00	301.00	282.60	410.70
10-710-341-256770-000	Pupil Trav:Outdoor Education	4,400.00	4,400.00	5,122.74	3,518.30
10-800-341-256770-000	Pupil Trav:Sum Sch Fld Trips	9,485.00	10,200.00	4,638.08	9,362.26
10-800-341-256770-000	Pupil Trav:Art	0.00	0.00	1,061.35	1,084.59
10-800-341-256770-000	Pupil Trav:Foreign Lang	11,600.00	7,800.00	7,155.76	1,961.87
10-800-341-256770-000	Pupil Trav:Math	2,000.00	1,800.00	0.00	0.00
10-800-341-256770-000	Pupil Trav:Music	5,800.00	5,800.00	7,168.06	4,622.92
10-800-341-256770-000	Pupil Trav:Humanities	2,277.00	2,277.00	1,332.95	1,275.97
10-800-341-256770-000	Pupil Trav:Soc Studies	350.00	900.00	838.41	1,830.65
10-800-341-256770-000	Pupil Trav:G E D 02	0.00	0.00	0.00	0.00
10-800-341-256770-000	Pupil Trav:Bus Education	1,000.00	300.00	611.78	0.00
10-800-341-256770-000	Pupil Trav:Fam/Consumer Education	700.00	150.00	196.98	434.48
10-800-341-256770-000	Pupil Trav:Tech Education	500.00	275.00	372.87	132.73
10-800-341-256770-000	Pupil Trav:Phy Education	3,000.00	2,800.00	2,765.54	2,442.16
10-800-341-256770-000	Pupil Trav:Athletics	70,000.00	79,880.00	83,761.65	87,141.94
10-800-341-256770-000	Pupil Trav:Hockey	0.00	2,200.00	3,320.44	2,026.17
10-800-341-256770-000	Pupil Trav:Mpsd Athletic Assoc	0.00	2,890.00	3,805.88	2,786.84
10-800-341-256770-000	Pupil Trav:Wiaa Athletics	0.00	2,000.00	7,085.99	4,690.85
10-800-341-256770-000	Pupil Trav:Gifted & Talented	2,154.00	2,505.00	1,326.91	780.68
10-800-341-256770-000	Pupil Trav:Guidance	786.00	786.00	149.21	137.90
10-800-341-256770-322	Pupil Trav:Bil-Bicultural	400.00	300.00	0.00	219.24
10-800-341-256770-400	Pupil Trav:Mtwc Cpa	0.00	2,100.00	2,212.00	3,758.72
10-800-341-256770-605	Pupil Trav:School To Work	325.00	325.00	110.80	133.01
10-800-341-256770-660	Pupil Trav:Ya Mtwc	0.00	0.00	0.00	27.34
10-800-341-256770-667	Pupil Trav:Intl Bacc Art	400.00	423.00	422.66	337.07
10-800-341-256770-667	Pupil Trav:Intl Bacc Science	500.00	0.00	0.00	0.00
10-800-341-256770-710	Pupil Trav:W E E B Grant	650.00	0.00	0.00	0.00

**MANITOWOC PUBLIC SCHOOL DISTRICT
EXPENDITURES (FUNDS 10 - 50)**

Account Number	Name	Budget 2016-17	Budget 2015-16	Est/Actual 2015-16	Actual 2014-15
10-800-341-256770-740	Pupil Trav:Weeb Forest Learning Space	0.00	750.00	627.89	0.00
10-800-341-256770-755	Pupil Trav:Weeb Service Learning Grant	650.00	0.00	0.00	0.00
Total Fund 10 - Pupil	Transportation (341)	1,426,796.00	1,417,416.00	1,375,367.30	1,405,896.94
Employee Travel (342)					
10-100-342-110000-000	Emp Trav:Elem Undiff Curr	10,100.00	5,295.00	13,232.51	369.73
10-103-342-110000-000	Emp Trav:4 K Undiff Curr	2,000.00	303.00	334.90	376.26
10-520-342-110000-000	Emp Trav:Mckinley Academy	1,800.00	2,745.00	2,743.79	1,261.22
10-800-342-110000-000	Emp Trav:Student Services	1,630.00	1,630.00	1,754.93	2,006.21
10-800-342-110100-000	Emp Trav:Summer School	400.00	400.00	179.51	673.72
10-100-342-110122-000	Emp Trav:Elem Lang Arts	1,600.00	1,600.00	1,660.72	663.02
10-100-342-110124-000	Emp Trav:Elem Math	295.00	295.00	311.82	145.00
10-100-342-110126-000	Emp Trav:Elem Science	855.00	855.00	0.00	123.05
10-100-342-110127-000	Emp Trav:Elem Soc Studies	500.00	500.00	0.00	0.00
10-101-342-110200-000	Emp Trav:4K Riverview	1,200.00	1,217.00	1,216.75	1,690.08
10-800-342-111200-000	Emp Trav:In Dist Trav	12,800.00	12,824.00	8,697.13	11,268.67
10-800-342-121000-000	Emp Trav:Art	2,115.00	3,115.00	2,508.49	2,861.02
10-800-342-122000-000	Emp Trav:Language Arts	1,300.00	2,488.00	2,487.63	1,156.62
10-800-342-122000-141	Emp Trav:Title I Reading Pvt	500.00	250.00	240.00	320.00
10-800-342-122000-141	Emp Trav:Title I Reading Public	0.00	30.00	30.00	0.00
10-800-342-123000-000	Emp Trav:Foreign Language	2,000.00	2,500.00	2,491.46	968.97
10-800-342-123207-322	Emp Trav:BiI-Bicultural	3,000.00	2,000.00	1,599.91	3,100.26
10-800-342-124000-000	Emp Trav:Math	2,000.00	2,000.00	1,375.31	2,074.05
10-800-342-124000-141	Emp Trav:Title I Private Math	0.00	0.00	0.00	113.00
10-800-342-124000-141	Emp Trav:Title I Private Math	200.00	200.00	180.00	193.00
10-800-342-125000-000	Emp Trav:Music	1,773.00	996.00	990.04	818.03
10-800-342-126000-000	Emp Trav:Science	2,000.00	2,000.00	484.30	1,275.02
10-710-342-126241-000	Emp Trav:Outdoor Education	4,000.00	4,000.00	4,117.01	3,721.66
10-800-342-126900-532	Emp Trav:Partnership For Learning	0.00	0.00	0.00	3,111.60
10-800-342-127000-000	Emp Trav:Soc Studies	3,000.00	2,227.00	2,226.50	874.83
10-800-342-129000-000	Emp Trav:G E D #2	0.00	1,274.00	1,273.82	0.00
10-800-342-132000-000	Emp Trav:Bus Education	0.00	0.00	0.00	75.00
10-800-342-135000-000	Emp Trav:Fam/Consumer Ed	0.00	2,225.00	2,325.16	658.13
10-800-342-136000-000	Emp Trav:Tech Education	1,500.00	0.00	4,788.00	0.00
10-414-342-138100-000	Emp Trav:Lhs At Risk	0.00	597.00	596.08	778.33
10-800-342-138100-000	Emp Trav:Students At Risk	0.00	745.00	744.43	826.97
10-800-342-138130-660	Emp Trav:Youth Apprenticeship	300.00	500.00	270.54	139.15
10-800-342-139000-555	Emp Trav:Pltw Grant	10,000.00	10,000.00	14,999.26	0.00
10-800-342-139000-605	Emp Trav:School To Work	325.00	0.00	245.12	0.00
10-800-342-141000-000	Emp Trav:Health	750.00	663.00	662.96	0.00
10-800-342-162000-000	Emp Trav:Athletics	2,000.00	2,835.00	2,581.82	1,739.67
10-800-342-162400-000	Emp Trav:Athletic Association	400.00	400.00	400.00	0.00
10-112-342-164000-367	Emp Trav:Jeff Cle Grant	0.00	550.00	214.63	0.00
10-328-342-164000-367	Emp Trav:Wash Cle Grant	2,000.00	2,900.00	273.35	218.88
10-800-342-172000-000	Emp Trav:Gifted & Talented	1,440.00	1,640.00	1,607.92	1,478.18
10-800-342-173000-000	Emp Trav:Hb Non Cwd	0.00	0.00	0.00	1,002.16
10-800-342-179000-667	Emp Trav:Intl Bacc Admin	9,500.00	20,802.00	22,921.10	3,452.90
10-800-342-211000-000	Emp Trav:Assessment	600.00	600.00	576.80	50.72
10-800-342-213000-000	Emp Trav:Guidance	4,250.00	4,536.00	4,535.42	2,666.19
10-800-342-214000-000	Emp Trav:Nurse	4,158.00	4,158.00	3,386.84	2,790.50
10-800-342-219122-000	Emp Trav:K-12 Reading Support	750.00	1,572.00	1,945.70	845.14
10-800-342-219124-000	Emp Trav:K-12 Math Support	2,600.00	1,400.00	1,545.88	1,979.40
10-800-342-221100-000	Emp Trav:Imprv Instruction	16,529.00	10,529.00	11,125.96	2,366.06
10-800-342-221100-365	Emp Trav:Title Ii A Improv Instr	200.00	0.00	0.00	0.00
10-101-342-221300-000	Emp Trav:Rv Instr Staff Trng	3,000.00	2,615.00	424.30	939.79
10-103-342-221300-000	Emp Trav:4K Instr Staff Train	0.00	0.00	462.55	0.00
10-106-342-221300-000	Emp Trav:Fra Instr Staff Trng	400.00	600.00	364.87	193.70
10-110-342-221300-000	Emp Trav:Jac Instr Staff Trng	1,500.00	20.00	43.20	1,967.00
10-112-342-221300-000	Emp Trav:Jef Instr Staff Trng	1,500.00	0.00	0.00	1,220.80
10-116-342-221300-000	Emp Trav:Ma Instr Staff Trng	1,000.00	1,000.00	146.30	1,166.31
10-122-342-221300-000	Emp Trav:Mon Instr Staff Trng	1,400.00	1,400.00	0.00	817.20
10-126-342-221300-000	Emp Trav:Sta Instr Staff Trng	500.00	573.00	573.00	878.90
10-328-342-221300-000	Emp Trav:Wash Instr Staff Train	1,500.00	600.00	209.00	832.39
10-330-342-221300-000	Emp Trav:Wil Instr Staff Trng	600.00	500.00	355.12	0.00

**MANITOWOC PUBLIC SCHOOL DISTRICT
EXPENDITURES (FUNDS 10 - 50)**

Account Number	Name	Budget 2016-17	Budget 2015-16	Est/Actual 2015-16	Actual 2014-15
10-414-342-221300-000	Emp Trav:Lhs Instr Staff Train	500.00	500.00	150.00	0.00
10-800-342-221300-000	Emp Trav:Mentor Program	200.00	200.00	125.92	102.05
10-800-342-221300-141	Emp Trav:Instr Staff Train	6,204.00	3,300.00	3,132.42	6,378.85
10-800-342-221300-141	Emp Trav:Title I Reading	0.00	0.00	0.00	119.20
10-800-342-221300-322	Emp Trav:Instructional Staff Training	0.00	0.00	1,039.12	0.00
10-800-342-221300-365	Emp Trav:Title Ii A Instr Staff Train	21,000.00	22,450.00	20,527.56	20,201.31
10-800-342-221300-391	Emp Trav:Title Iii Instr Staff Train	600.00	1,000.00	255.00	593.93
10-800-342-221300-400	Emp Trav:Mtwc Cpa Instr Staff Train	18,050.00	13,000.00	14,211.57	3,798.02
10-800-342-221300-500	Emp Trav:Jam Instr Staff Trng	500.00	0.00	343.00	0.00
10-112-342-221900-367	Emp Trav:Jeff Cle Grant	300.00	0.00	0.00	456.14
10-800-342-222200-000	Emp Trav:Library/Media Serv	3,550.00	3,550.00	4,904.26	3,883.62
10-800-342-223700-400	Emp Trav:Mtwc Cpa	400.00	1,000.00	923.03	1,493.17
10-800-342-223700-605	Emp Trav:School To Work	0.00	315.00	0.00	0.00
10-800-342-223700-660	Emp Trav:Mtwc Ya Admin	3,000.00	2,500.00	1,557.62	2,130.99
10-328-342-223900-367	Emp Trav:Wash Cle Grant	0.00	0.00	0.00	1,120.40
10-800-342-223900-141	Emp Trav:Title Ia Coordinator	0.00	200.00	63.00	0.00
10-800-342-223900-365	Emp Trav:Title Ii A Coordinator	0.00	1,538.00	1,359.92	0.00
10-800-342-231100-000	Emp Trav:Board Of Educ	2,350.00	2,600.00	491.36	2,484.30
10-800-342-232000-000	Emp Trav:Dist Admin	3,200.00	2,600.00	3,110.62	840.28
10-800-342-232200-000	Emp Trav:Comm Relations	365.00	365.00	240.00	122.48
10-800-342-232300-000	Emp Trav:Human Resources	2,800.00	2,800.00	0.00	3,312.73
10-101-342-241000-000	Emp Trav:Rv Sch Bldg Admin	500.00	235.00	235.00	352.92
10-106-342-241000-000	Emp Trav:Fra Sch Bldg Admin	250.00	232.00	272.02	73.62
10-110-342-241000-000	Emp Trav:Jac Sch Bldg Admin	700.00	620.00	565.04	435.45
10-112-342-241000-000	Emp Trav:Jef Sch Bldg Admin	600.00	584.00	584.00	138.15
10-116-342-241000-000	Emp Trav:Mad Sch Bldg Admin	600.00	300.00	235.00	485.76
10-122-342-241000-000	Emp Trav:Mon Sch Bldg Admin	800.00	800.00	648.07	505.85
10-126-342-241000-000	Emp Trav:Sta Sch Bldg Admin	500.00	150.00	157.00	272.50
10-328-342-241000-000	Emp Trav:Wash Sch Bldg Ad	3,500.00	3,400.00	42.67	1,510.52
10-330-342-241000-000	Emp Trav:Wil Sch Bldg Adm	1,100.00	1,300.00	1,365.23	85.66
10-414-342-241000-000	Emp Trav:L H S Sch Bldg Adm	1,000.00	1,000.00	826.63	1,706.83
10-800-342-251000-000	Emp Trav:Bus Admin	3,075.00	2,275.00	2,507.46	4,320.78
10-800-342-253300-000	Emp Trav:Oper/Custodial	2,500.00	2,250.00	1,922.48	2,138.66
10-800-342-254300-000	Emp Trav:Oper/Maint	5,000.00	5,750.00	4,332.65	130.60
10-800-342-258400-000	Emp Trav:Production Center	100.00	0.00	0.00	34.50
10-800-342-263100-000	Emp Trav:I T Services	1,280.00	780.00	711.24	496.60
10-800-342-263300-000	Emp Trav:Staff Relations	900.00	900.00	896.25	0.00
10-800-342-264200-000	Emp Trav:Recruitment	1,500.00	1,300.00	871.72	0.00
10-800-342-264400-000	Emp Trav:Non Instr Staff Trng	1,450.00	2,500.00	2,447.38	0.00
10-800-342-299000-141	Emp Trav:Title I Private Staff Developme	50.00	0.00	28.00	0.00
Total Fund 10 - Employee Travel (342)		212,194.00	206,998.00	199,544.08	127,974.36
Contracted Service Travel (343)					
10-100-343-110000-000	Contr Serv Trav:Elem Undiff Curr	0.00	0.00	3,900.00	0.00
10-800-343-110000-000	Contr Serv Trav:Undiff	22,070.00	320.00	0.00	0.00
10-800-343-110100-000	Contr Serv Trav:Summer School	200.00	200.00	0.00	133.80
10-800-343-123000-000	Contr Serv Trav:For Lang / Hessen Exch	1,000.00	296.00	246.64	0.00
10-800-343-125000-000	Contr Serv Trav:Music Non Emp	1,200.00	500.00	341.12	150.00
10-800-343-213000-000	Contr Serv Trav:Guidance	0.00	0.00	0.00	0.00
10-800-343-219122-000	Contr Serv Trav:K-12 Reading Support	400.00	0.00	0.00	0.00
10-800-343-221300-000	Contr Serv Trav:Mentor Program	0.00	0.00	0.00	300.00
10-328-343-241000-000	Contr Serv Trav:Wash Sch Bldg Adm	0.00	0.00	0.00	70.00
10-414-343-241000-000	Contr Serv Trav:Non Ee	1,000.00	0.00	0.00	0.00
10-800-343-263100-000	Contr Serv Trav:I T Services	0.00	0.00	0.00	1,500.00
10-800-343-299000-141	Contr Serv Trav:Title I Private	100.00	28.00	0.00	200.00
10-800-343-299000-365	Contr Serv Trav:Title Iia Priv Instr Sta	5,000.00	6,372.00	4,613.65	3,505.50
Total Fund 10 - Contracted Service Travel (343)		30,970.00	7,716.00	9,101.41	5,859.30
Communication - Advertising (351)					
10-800-351-110100-000	Advertising:Sum School	0.00	0.00	325.00	0.00
10-800-351-231100-000	Advertising:Bd Educ Proceeding	2,400.00	2,400.00	2,211.24	2,757.66
10-800-351-231400-000	Advertising:Elections	150.00	150.00	0.00	1,573.15
10-800-351-232200-000	Advertising:Comm Serv	1,000.00	1,000.00	1,071.39	2,407.73
10-800-351-251000-000	Advertising:Bus Admin	570.00	570.00	448.31	571.83
10-800-351-264200-000	Advertising:Recruitment	8,000.00	7,919.00	7,509.71	8,763.49

**MANITOWOC PUBLIC SCHOOL DISTRICT
EXPENDITURES (FUNDS 10 - 50)**

Account Number	Name	Budget 2016-17	Budget 2015-16	Est/Actual 2015-16	Actual 2014-15
Total Fund 10 - Communication - Advertising (351)		12,120.00	12,039.00	11,565.65	16,073.86
Communication - Postage (353)					
10-100-353-110000-000	Postage:Elem Undiff Curr	250.00	250.00	234.13	187.87
10-103-353-110000-000	Postage:4 K Undiff Curr	200.00	13.00	0.00	0.00
10-800-353-110100-000	Postage:Summer School	1,000.00	1,000.00	619.22	595.91
10-100-353-110122-000	Postage:Elem Lang Arts	40.00	40.00	0.00	0.00
10-800-353-121000-000	Postage:Art	0.00	11.00	10.17	0.00
10-800-353-122000-000	Postage:Language Arts	0.00	0.00	0.00	66.30
10-800-353-123000-000	Postage:Foreign Language	92.00	100.00	77.58	38.05
10-800-353-125000-000	Postage:Music	400.00	405.00	677.44	450.99
10-800-353-129000-000	Postage:G E D #2	0.00	0.00	0.00	0.00
10-800-353-141000-000	Postage:Health	200.00	0.00	0.00	123.36
10-800-353-161306-000	Postage:Theatre	59.00	59.00	0.00	0.00
10-328-353-161339-000	Postage:Wash Forensics	87.00	0.00	0.00	0.00
10-330-353-161339-000	Postage:Forensics	40.00	40.00	0.00	0.00
10-800-353-172000-000	Postage:Gifted & Talented	600.00	500.00	389.81	363.15
10-800-353-179000-667	Postage:Intl Bacc Admin	2,000.00	776.00	471.34	1,426.29
10-800-353-213000-000	Postage:Guidance	0.00	164.00	0.00	0.00
10-800-353-219000-141	Postage:Title I Public Parent Involve	100.00	50.00	34.42	51.30
10-800-353-222200-000	Postage:Library/Media Serv	100.00	0.00	0.00	0.00
10-800-353-232200-000	Postage:Comm Relations	0.00	0.00	0.00	0.00
10-101-353-241000-000	Postage:Rv Sch Bldg Admin	1,100.00	1,200.00	991.44	795.34
10-106-353-241000-000	Postage:Fra Sch Bldg Admin	600.00	596.00	748.64	540.91
10-110-353-241000-000	Postage:Jac Sch Bldg Admin	400.00	400.00	393.80	456.66
10-112-353-241000-000	Postage:Jef Sch Bldg Admin	700.00	862.00	1,063.07	508.02
10-116-353-241000-000	Postage:Mad Sch Bldg Admin	700.00	700.00	661.75	828.22
10-122-353-241000-000	Postage:Mon Sch Bldg Admin	400.00	400.00	461.46	403.52
10-126-353-241000-000	Postage:Sta Sch Bldg Admin	800.00	600.00	709.66	748.46
10-328-353-241000-000	Postage:Wash Sch Bldg	3,800.00	3,800.00	3,422.43	3,497.38
10-330-353-241000-000	Postage:Wil Sch Bldg Adm	2,500.00	2,300.00	2,627.27	2,358.48
10-414-353-241000-000	Postage:Lhs Sch Bldg Adm	5,000.00	5,000.00	4,800.67	3,717.75
10-520-353-241000-000	Postage:Mckinley Academy	600.00	600.00	476.91	443.90
10-800-353-263232-000	Postage:Dist Admin	13,100.00	13,100.00	8,886.89	13,831.48
10-800-353-263251-000	Postage:Bus Admin	0.00	0.00	225.00	220.00
10-800-353-263300-000	Postage:Staff Relations	0.00	450.00	0.00	177.49
Total Fund 10 - Communication - Postage (353)		34,868.00	33,416.00	27,983.10	31,830.83
Communication - Printing and Binding (354)					
10-520-354-110000-000	Prtg/Binding:Mck Classroom	0.00	200.00	21.90	0.00
10-800-354-110100-000	Prtg/Binding:Summer School	6,000.00	6,000.00	8,299.80	6,872.32
10-800-354-122000-000	Prtg/Binding:Language Arts	0.00	59.00	58.50	0.00
10-800-354-129000-000	Prtg/Binding:G E D #2	0.00	0.00	0.00	0.00
10-328-354-161317-000	Prtg/Binding:Wash Publications	5,200.00	5,200.00	4,968.58	4,868.00
10-330-354-161317-000	Prtg/Binding:Wil Publication	9,700.00	7,350.00	7,188.73	6,990.80
10-414-354-161317-000	Prtg/Binding:L H S Publications	53,432.00	52,740.00	49,298.43	49,533.07
10-800-354-162000-000	Prtg/Binding:Athletics	0.00	0.00	0.00	9.46
10-328-354-164000-367	Prtg/Binding:Wash Cle Grant	482.00	150.00	0.00	0.00
10-800-354-213000-000	Prtg/Binding:Guidance	0.00	250.00	0.00	0.00
10-800-354-219000-141	Prtg/Binding:Title I Priv Parent Involve	50.00	0.00	0.00	0.00
10-800-354-219000-141	Prtg/Binding:Title I Public Parent Invol	400.00	100.00	54.22	230.38
10-800-354-221100-500	Prtg/Binding:Parent Involvement	20.00	0.00	10.50	0.00
10-800-354-231400-000	Prtg/Binding:Elections	1,550.00	550.00	1,678.00	502.00
10-800-354-232200-000	Prtg/Binding:Comm Relations	0.00	0.00	0.00	603.28
10-112-354-241000-000	Prtg/Binding:Jef Sch Bldg Adm	0.00	0.00	86.85	0.00
10-328-354-241000-000	Prtg/Binding:Wash Sch Bldg	2,800.00	2,200.00	1,447.05	2,055.25
10-330-354-241000-000	Prtg/Binding:Wil Sch Bldg Adm	1,500.00	1,357.00	1,240.55	869.85
10-414-354-241000-000	Prtg/Binding:Lhs Sch Bldg Adm	7,000.00	7,000.00	8,453.21	7,260.05
10-800-354-263300-000	Prtg/Binding:Staff Relations	2,600.00	2,600.00	2,600.00	1,767.50
Total Fund 10 - Communication - Printing and Binding (354)		90,734.00	85,756.00	85,406.32	81,561.96
Communication - Telephone (355)					
10-800-355-263351-000	Telephone:District Wide	46,500.00	54,300.00	46,406.98	55,869.12
Total Fund 10 - Communication - Telephone (355)		46,500.00	54,300.00	46,406.98	55,869.12
On-line Communications (358)					
10-510-358-110000-000	On Line Comm:Lighthouse Learning Academ	13,250.00	11,295.00	13,250.00	11,195.00

**MANITOWOC PUBLIC SCHOOL DISTRICT
EXPENDITURES (FUNDS 10 - 50)**

Account Number	Name	Budget 2016-17	Budget 2015-16	Est/Actual 2015-16	Actual 2014-15
10-800-358-110000-000	On Line Comm:Undiff	34,615.00	0.00	34,615.00	0.00
10-800-358-122000-141	On Line Comm:Title I Reading	7,000.00	5,515.00	5,509.80	5,199.90
10-800-358-124000-141	On Line Comm:Title I Math	0.00	80.00	99.00	0.00
10-800-358-126000-000	On Line Comm:Science	0.00	0.00	0.00	799.00
10-800-358-129000-000	On Line Comm:Ged #2	1,000.00	1,000.00	0.00	750.00
10-800-358-138100-000	On Line Comm:Students At Risk	14,800.00	14,800.00	14,200.00	10,600.00
10-800-358-162000-000	On Line Comm:Athletics	2,000.00	2,050.00	2,331.07	600.00
10-800-358-179000-667	On Line Comm:Intl Bacc	0.00	3,000.00	2,998.98	0.00
10-800-358-211000-000	On Line Comm:Assessment	61,500.00	30,100.00	32,178.00	16,496.00
10-800-358-213000-000	On Line Comm:Guidance	0.00	400.00	1,100.00	0.00
10-800-358-221200-000	On Line Comm:Curriculum Devel	1,425.00	2,425.00	2,228.00	2,515.00
10-800-358-231100-000	On Line Comm:Board Of Educ	2,100.00	2,100.00	2,000.00	2,333.33
10-328-358-241000-000	On Line Comm:Wash Sch Bldg Adm	0.00	0.00	699.00	0.00
10-330-358-241000-000	On-Line Comm:Wil Sch Bldg Adm	3,000.00	2,750.00	2,650.00	3,850.00
10-414-358-241000-000	On Line Comm:Lhs Sch Bldg Adm	0.00	0.00	3,150.00	0.00
10-800-358-251000-000	On Line Comm:Sub Caller (Aesop)	11,950.00	11,740.00	11,733.60	11,949.30
10-800-358-253300-000	On Line Comm:Oper / Buildings	18,500.00	18,500.00	18,378.73	0.00
10-800-358-256100-000	On Line Comm:Transportation	4,850.00	4,850.00	4,706.60	4,702.80
10-800-358-263100-000	On Line Comm:I T Services	54,360.00	46,163.00	54,360.78	43,397.50
10-800-358-266100-000	On Line Comm:Internet And Wan Services	81,630.00	76,992.00	80,630.35	86,496.95
10-800-358-269000-583	On Line Comm:Educator Effectiveness	34,770.00	34,770.00	34,770.00	33,520.00
10-800-358-299000-365	On Line Comm:Title Iia Priv Instr Staff	2,038.00	1,000.00	970.20	2,480.00
Total Fund 10 - On-line Communications (358)		348,788.00	269,530.00	322,559.11	236,884.78
Payment to Non-Governmental Agencies (370)					
10-103-370-431000-000	Pers Serv:Y M C A - 4 K	349,100.00	280,950.00	287,301.23	275,440.77
10-103-370-431000-000	Pers Serv:Salvation Army 4 K	0.00	0.00	0.00	0.00
10-103-370-431000-000	Pers Serv:Lakeshore Childcare 4 K	23,400.00	23,400.00	23,428.60	22,820.20
10-800-370-431000-000	Pymt:Private Institution	0.00	0.00	2,584.00	0.00
Total Fund 10 - Payment to Non-Governmental Agencies (370)		372,500.00	304,350.00	313,313.83	298,260.97
Payment to WI School District (382)					
10-800-382-431000-000	Gen Tuition:Non-Open Enrollment	0.00	19,920.00	0.00	0.00
10-800-382-435000-000	Gen Tuition:Open Enrollment	1,561,705.00	1,414,968.00	1,367,848.48	1,210,968.02
Total Fund 10 - Payment to WI School District (382)		1,561,705.00	1,434,888.00	1,367,848.48	1,210,968.02
Payment to CESA (386)					
10-800-386-221100-000	Cesa:Imprv Instruction	10,209.00	13,209.00	17,172.00	17,955.72
10-102-386-431000-000	Cesa:Headstart	268,955.00	268,955.00	259,361.50	263,682.73
Total Fund 10 - Payment to CESA (386)		279,164.00	282,164.00	276,533.50	281,638.45
Payment to State (387)					
10-800-387-270000-000	Payment To State	0.00	0.00	0.00	0.00
10-800-387-431000-000	Pymt Univ:Pupil Instruction	50,263.00	29,310.00	50,562.77	16,480.09
10-800-387-438000-000	Payment To State:Private School Vouchers	66,218.00	66,218.00	66,218.00	0.00
Total Fund 10 - Payment to State (387)		116,481.00	95,528.00	116,780.77	16,480.09
Payment to WTCS District (389)					
10-800-389-431000-000	Pymt Wtcs:Pupil Instruction	269,500.00	270,110.00	269,402.15	102,417.86
Total Fund 10 - Payment to WTCS District (389)		269,500.00	270,110.00	269,402.15	102,417.86
Total Fund 10 - Purchased Services 300s		8,406,995.00	6,786,054.00	6,551,212.31	5,661,191.97

FUND 10 OBJECT 400s - NONCAPITAL OBJECTS					
General Supplies and Materials (411)					
10-100-411-110000-000	Supp/Mats:Elem Undiff Curr	2,693.00	2,693.00	2,038.86	1,205.13
10-101-411-110000-000	Supp/Mats:Riv Classroom	7,000.00	7,813.00	7,120.51	5,668.89
10-103-411-110000-000	Supp/Mats:4 K Undiff Curr	2,800.00	4,846.00	4,984.32	176.12
10-106-411-110000-000	Supp/Mats:Fra Classroom	4,057.00	4,337.00	3,558.21	3,702.69
10-110-411-110000-000	Supp/Mats:Jac Classroom	3,445.00	3,982.00	2,663.76	4,573.77
10-112-411-110000-000	Supp/Mats:Jef Classroom	5,351.00	4,399.00	4,195.39	7,042.56
10-116-411-110000-000	Supp/Mats:Mad Classroom	3,500.00	3,500.00	3,132.62	2,738.93
10-122-411-110000-000	Supp/Mats:Mon Classroom	2,150.00	2,000.00	1,765.18	1,889.12
10-126-411-110000-000	Supp/Mats:Sta Classroom	8,158.00	7,891.00	6,961.39	7,984.13
10-328-411-110000-000	Supp/Mats:Wash Classroom	3,000.00	496.00	795.89	2,077.25
10-330-411-110000-000	Supp/Mats:Wil Classroom	500.00	0.00	0.00	654.65
10-414-411-110000-000	Supp/Mats:Linc Classroom	0.00	0.00	278.85	0.00
10-510-411-110000-000	Supp/Mats:Lighthouse Learning Academy	0.00	125.00	0.00	112.36
10-520-411-110000-000	Supp/Mats:Mck Classroom	2,743.00	770.00	745.90	904.61

**MANITOWOC PUBLIC SCHOOL DISTRICT
EXPENDITURES (FUNDS 10 - 50)**

Account Number	Name	Budget 2016-17	Budget 2015-16	Est/Actual 2015-16	Actual 2014-15
10-800-411-110000-000	Supp/Mats:Undiff Curr Gen Sup	1,445.00	1,445.00	332.39	2,093.19
10-812-411-110000-000	Supp/Mats:Gen Office/Classroom	61,160.00	60,610.00	38,502.38	37,106.78
10-800-411-110100-000	Supp/Mats:Summer School	13,769.00	15,769.00	13,045.15	15,101.11
10-100-411-110122-000	Supp/Mats:Elem Rdg	16,650.00	18,700.00	18,737.16	13,483.11
10-122-411-110122-000	Supp/Mats:Elem Lang Arts	1,000.00	1,200.00	975.71	1,490.67
10-100-411-110124-000	Supp/Mats:Elem Math	8,850.00	5,500.00	1,546.99	6,219.03
10-122-411-110124-000	Supp/Mats:Elem Math	800.00	800.00	700.56	356.45
10-100-411-110126-000	Supp/Mats:Elem Science	20,770.00	16,670.00	13,893.96	22,161.31
10-122-411-110126-000	Supp/Mats:Elem Science	200.00	200.00	0.00	0.00
10-100-411-110127-000	Supp/Mats:Elem Soc Studies	1,150.00	1,150.00	1,127.60	754.40
10-122-411-110127-000	Supp/Mats:Elem Soc Studies	200.00	350.00	247.50	0.00
10-101-411-110200-000	Supp/Mats:4K Riverview	3,000.00	4,880.00	4,900.84	3,870.83
10-800-411-111100-000	Supp/Mats:Bldg/Bus	10,370.00	10,370.00	7,150.00	7,918.32
10-800-411-111900-000	Supp/Mats:Instr Computing	6,700.00	13,928.00	10,606.66	7,270.27
10-800-411-121000-000	Supp/Mats:Art	20,000.00	21,659.00	21,046.48	20,549.12
10-800-411-121000-667	Supp/Mats:Intl Bacc Art	500.00	500.00	378.10	18.49
10-812-411-121000-000	Supp/Mats:Central Art Supplies	4,870.00	4,870.00	3,872.15	10,695.29
10-800-411-122000-000	Supp/Mats:Language Arts	400.00	1,713.00	1,683.48	213.61
10-800-411-122000-141	Supp/Mats:Title I Reading	200.00	4,500.00	0.00	122.85
10-800-411-122000-141	Supp/Mats:Title I Reading	15,000.00	7,700.00	7,652.25	22,302.14
10-800-411-122000-500	Supp/Mats:L A Jam	400.00	900.00	399.42	371.42
10-800-411-122000-667	Supp/Mats:Intl Bacc Eng Lang	150.00	77.00	0.00	0.00
10-800-411-122600-667	Supp/Mats:Intl Bacc Drama Arts	1,600.00	402.00	402.66	1,792.51
10-800-411-123000-000	Supp/Mats:Foreign Language	3,200.00	7,952.00	7,697.94	7,282.76
10-800-411-123000-667	Supp/Mats:Intl Bacc For Lang	200.00	200.00	0.00	0.00
10-800-411-123207-322	Supp/Mats:Bil-Bicultural	9,137.00	8,487.00	2,412.96	5,523.23
10-800-411-124000-000	Supp/Mats:Math	1,724.00	1,797.00	1,743.75	2,121.76
10-800-411-124000-141	Supp/Mats:Title I Private Math	400.00	500.00	0.00	0.00
10-800-411-124000-141	Supp/Mats:Title I Public Math	5,000.00	1,300.00	1,157.00	4,298.40
10-800-411-124000-141	Supp/Mats:Title I Math Teacher	1,500.00	0.00	0.00	544.50
10-800-411-124000-667	Supp/Mats:Intl Bacc Math	400.00	500.00	204.98	458.39
10-800-411-125000-000	Supp/Mats:Music	20,900.00	25,240.00	22,325.18	20,519.90
10-800-411-125000-667	Supp/Mats:Intl Bacc Music	400.00	500.00	217.64	153.00
10-800-411-126000-000	Supp/Mats:Science	25,000.00	25,000.00	17,457.16	22,758.90
10-800-411-126000-667	Supp/Mats:Intl Bacc Science	800.00	1,000.00	1,023.58	169.58
10-710-411-126241-000	Supp/Mats:Outdoor Education	1,500.00	1,500.00	1,437.95	1,039.20
10-800-411-126241-740	Supp/Mats:Weeb Forest Learning Space	1,030.00	1,502.00	1,294.20	0.00
10-800-411-126241-750	Supp/Mats:Weeb Monitoring Grant	794.00	2,499.00	2,004.50	0.00
10-800-411-126241-760	Supp/Mats:Weeb Outdoor Classroom	2,574.00	4,999.00	3,506.00	0.00
10-800-411-126241-770	Supp/Mats:Dutton Foundation	7,000.00	3,080.00	2,905.11	0.00
10-800-411-127000-000	Supp/Mats:Social Studies	7,700.00	3,280.00	2,932.71	3,731.12
10-800-411-127000-667	Supp/Mats:Intl Bacc Soc Studies	500.00	800.00	242.54	291.06
10-800-411-127900-667	Supp/Mats:Intl Bacc Theory Of Knowledge	300.00	1,354.00	1,351.94	0.00
10-800-411-129000-000	Supp/Mats:G E D #2	1,200.00	1,953.00	1,952.73	5,118.95
10-800-411-132000-000	Supp/Mats:Bus Education	7,143.00	1,425.00	355.49	575.95
10-800-411-132000-667	Supp/Mats:Intl Bacc Business Mgmt	250.00	0.00	0.00	0.00
10-800-411-135000-000	Supp/Mats:Fam/Consumer Ed	6,000.00	3,474.00	2,391.06	2,694.03
10-800-411-136000-000	Supp/Mats:Tech Education	31,938.00	23,481.00	21,224.36	19,715.40
10-800-411-136000-667	Supp/Mats:Intl Bacc Design Tech	200.00	46.00	21.00	0.00
10-414-411-138100-000	Supp/Mats:Lhs At Risk	1,500.00	3,193.00	2,932.50	722.21
10-800-411-138100-000	Supp/Mats:Students At Risk	1,886.00	3,179.00	3,178.46	681.00
10-800-411-138130-660	Supp/Mats:Youth Apprenticeship	2,000.00	2,000.00	2,147.07	2,207.53
10-800-411-139000-541	Supp/Mats:Blueprint For Prosperity Instr	10,668.00	0.00	0.00	0.00
10-800-411-139000-555	Supp/Mats:Pltw Grant	0.00	5,000.00	0.00	0.00
10-800-411-139000-605	Supp/Mats:School To Work	200.00	0.00	0.00	0.00
10-800-411-139000-660	Supp/Mats:Y A Mtwc	1,000.00	1,000.00	220.00	144.00
10-800-411-139000-660	Supp/Mats:Ya Mtwc Prior Year	0.00	0.00	0.00	400.00
10-800-411-141000-000	Supp/Mats:Health	4,581.00	2,942.00	2,914.63	3,721.29
10-800-411-141730-390	Supp/Mats:D.A.R.E.	6,000.00	6,000.00	6,931.71	6,689.86
10-800-411-143000-000	Supp/Mats:Phy Education	10,828.00	16,008.00	13,353.82	16,052.81
10-106-411-144000-000	Supp/Mats:Playgrd,Recess	200.00	200.00	198.84	198.84
10-110-411-144000-000	Supp/Mats:Playgrd,Recess	500.00	500.00	496.14	487.59
10-112-411-144000-000	Supp/Mats:Playgrd,Recess	400.00	400.00	399.92	394.01

**MANITOWOC PUBLIC SCHOOL DISTRICT
EXPENDITURES (FUNDS 10 - 50)**

Account Number	Name	Budget 2016-17	Budget 2015-16	Est/Actual 2015-16	Actual 2014-15
10-116-411-144000-000	Supp/Mats:Playgrd.Recess	100.00	100.00	44.27	100.41
10-122-411-144000-000	Supp/Mats:Playgrd.Recess	500.00	300.00	259.83	304.73
10-126-411-144000-000	Supp/Mats:Playgrd.Recess	200.00	200.00	191.24	271.17
10-800-411-161306-000	Supp/Mats:Dramatics/Musicals	9,900.00	9,900.00	10,502.75	9,892.57
10-414-411-161317-000	Supp/Mats:L H S Journalism	0.00	0.00	323.96	0.00
10-414-411-161322-000	Supp/Mats:L H S Nat Honor Society	500.00	500.00	116.52	0.00
10-328-411-161339-000	Supp/Mats:Wash Forensics	752.00	280.00	236.97	46.57
10-330-411-161339-000	Supp/Mats:Wilson Forensics	396.00	345.00	0.00	0.00
10-414-411-161339-000	Supp/Mats:L H S Forensics	2,608.00	0.00	0.00	0.00
10-414-411-161390-000	Supp/Mats:L H S Other Academic	2,000.00	3,000.00	0.00	1,391.51
10-800-411-162000-000	Supp/Mats:Athletics	40,000.00	31,971.00	30,249.07	42,117.34
10-800-411-162400-000	Supp/Mats:Mpsd Athletic Assoc	4,500.00	4,000.00	4,179.13	5,866.23
10-800-411-162900-000	Supp/Mats:Athletic Concessions	0.00	0.00	0.00	25.15
10-112-411-164000-367	Supp/Mats:Jeff Clc Grant	300.00	1,782.00	240.32	913.87
10-328-411-164000-367	Supp/Mats:Wash Clc Grant	5,478.00	6,016.00	3,972.99	3,820.03
10-800-411-164000-000	Supp/Mats:Auditorium/Stage	0.00	9,600.00	7,305.54	8,948.66
10-800-411-171000-391	Supp/Mats:Title Iii Eng Lang Acq	543.00	96.00	60.00	897.60
10-800-411-171000-391	Supp/Mats:Title Iii Two Rivers	0.00	50.00	35.80	12.00
10-800-411-171000-391	Supp/Mats:Title Iii Kiel	0.00	500.00	453.73	461.76
10-800-411-172000-000	Supp/Mats:Gifted & Talented	1,534.00	2,512.00	790.09	4,233.12
10-800-411-179000-667	Supp/Mats:Intl Bacc Admin	0.00	500.00	440.78	523.60
10-800-411-211000-000	Supp/Mats:Assessment	15,050.00	27,465.00	26,504.94	5,893.73
10-800-411-213000-000	Supp/Mats:Guidance	7,000.00	4,959.00	4,392.51	1,860.73
10-800-411-214000-000	Supp/Mats:Nurse	1,700.00	1,650.00	804.92	644.32
10-112-411-214200-000	Supp/Mats:Jef Health Room	100.00	80.00	79.88	0.00
10-812-411-214200-000	Supp/Mats:Health Med Supply	8,911.00	8,911.00	6,461.72	3,445.24
10-800-411-219000-000	Supp/Materials	2,970.00	2,970.00	0.00	0.00
10-800-411-219000-141	Supp/Mats:Title I Private	500.00	600.00	128.00	133.83
10-800-411-219000-141	Supp/Mats:Title I Public Parent Involve	7,000.00	7,000.00	5,901.04	7,156.29
10-800-411-219122-000	Supp/Mats:K-12 Reading Support	3,540.00	3,318.00	407.93	2,237.92
10-800-411-219124-000	Supp/Mats:K-12 Math Support	1,800.00	3,015.00	2,449.49	2,103.61
10-800-411-221100-000	Supp/Mats:Imprv Instruction	3,000.00	1,200.00	23.54	800.46
10-800-411-221100-500	Supp/Mats:Parent Involvement	0.00	427.00	0.00	0.00
10-800-411-221110-000	Supp/Mats:Standardized Tests	0.00	0.00	0.00	481.48
10-800-411-221200-000	Supp/Mats:Curriculum Devel	375.00	375.00	0.00	0.00
10-116-411-221300-000	Supp/Mats:Improv Instruction	300.00	0.00	0.00	0.00
10-328-411-221300-000	Supp/Mats:Wash Instr Staff Train	500.00	132.00	124.48	0.00
10-800-411-221300-000	Supp/Mats:Instr Staff Train	900.00	900.00	226.38	35.69
10-800-411-221300-365	Supp/Mats:Title Ii A Instr Staff Train	0.00	100.00	67.83	1,671.73
10-800-411-222200-000	Supp/Mats:Library/Media Serv	4,473.00	4,784.00	4,631.94	4,435.28
10-800-411-223700-605	Supp/Mats:School/Work	420.00	480.00	391.17	403.14
10-800-411-223700-660	Supp/Mats:Mtwc Ya	3,320.00	5,639.00	2,657.74	4,237.05
10-800-411-231100-000	Supp/Mats:Board Of Educ	2,250.00	2,250.00	2,470.12	2,869.14
10-800-411-231500-000	Supp/Mats:Legal Services	150.00	150.00	0.00	0.00
10-800-411-232000-000	Supp/Mats:Dist Admin	700.00	935.00	725.74	250.30
10-800-411-232200-000	Supp/Mats:Comm Relations	1,500.00	1,500.00	0.00	1,228.05
10-800-411-232900-000	Supp/Mats:Other District Admin	850.00	850.00	175.88	299.28
10-101-411-241000-000	Supp/Mats:Rv Sch Bldg Admin	300.00	384.00	382.10	215.06
10-106-411-241000-000	Supp/Mats:Fra Sch Bldg Admin	2,000.00	1,334.00	1,121.47	1,053.54
10-110-411-241000-000	Supp/Mats:Jac Sch Bldg Admin	3,000.00	3,130.00	2,755.76	1,044.02
10-112-411-241000-000	Supp/Mats:Jef Sch Bldg Admin	1,000.00	471.00	479.76	2,192.76
10-116-411-241000-000	Supp/Mats:Mad Sch Bldg Admin	551.00	851.00	977.83	1,001.67
10-122-411-241000-000	Supp/Mats:Mon Sch Bldg Admin	600.00	600.00	495.28	239.09
10-126-411-241000-000	Supp/Mats:Sta Sch Bldg Admin	500.00	357.00	356.25	1,023.20
10-328-411-241000-000	Supp/Mats:Wash Sch Bldg Adm	3,200.00	3,200.00	2,822.12	1,276.70
10-330-411-241000-000	Supp/Mats:Wil Sch Bldg Adm	2,500.00	1,466.00	1,737.34	1,193.67
10-414-411-241000-000	Supp/Mats:Lhs Sch Bldg Adm	1,700.00	1,700.00	1,419.16	2,751.65
10-520-411-241000-000	Supp/Mats:Mckinley Sch Bldg Adm	200.00	1,548.00	1,393.09	584.32
10-800-411-241000-000	Supp/Mats:Sch Bldg Adm	0.00	0.00	2,838.21	2,867.48
10-800-411-251000-000	Supp/Mats:Bus Admin	2,830.00	1,830.00	1,856.40	3,082.88
10-800-411-253300-000	Supp/Mats:Operations/Buildings	175,000.00	153,818.00	182,357.89	182,145.97
10-800-411-254100-000	Supp/Mats:Direction Of Maint	500.00	500.00	258.97	0.00
10-101-411-254200-000	Supp/Mats:Rv Site Repairs	1,000.00	1,000.00	836.63	408.94

**MANITOWOC PUBLIC SCHOOL DISTRICT
EXPENDITURES (FUNDS 10 - 50)**

Account Number	Name	Budget 2016-17	Budget 2015-16	Est/Actual 2015-16	Actual 2014-15
10-106-411-254200-000	Supp/Mats:Fr Site Repairs	1,000.00	0.00	0.00	0.00
10-110-411-254200-000	Supp/Mats:Ja Site Repairs	1,000.00	0.00	15.00	128.00
10-112-411-254200-000	Supp/Mats:Je Site Repairs	1,000.00	500.00	201.92	655.00
10-116-411-254200-000	Supp/Mats:Ma Site Repairs	1,000.00	1,000.00	935.29	21.44
10-122-411-254200-000	Supp/Mats:Mo Site Repairs	1,000.00	0.00	0.00	0.00
10-126-411-254200-000	Supp/Mats:St Site Repairs	1,000.00	500.00	338.19	0.00
10-328-411-254200-000	Supp/Mats:Wash Site Repairs	1,500.00	0.00	0.00	25.62
10-330-411-254200-000	Supp/Mats:Wil Site Repairs	1,500.00	500.00	25.62	0.00
10-414-411-254200-000	Supp/Mats:Lhs Site Repairs	3,000.00	500.00	22.49	4,122.12
10-635-411-254200-000	Supp/Mats:S 35Th St Site Repairs	0.00	2,500.00	0.00	0.00
10-655-411-254200-000	Supp/Mats:Mun Field Site Repairs	0.00	3,000.00	0.00	0.00
10-800-411-254200-000	Supp/Mats:District Site Repairs	18,000.00	14,400.00	14,000.55	20,444.76
10-801-411-254200-000	Supp/Mats:Lindbergh Site Repairs	1,000.00	1,000.00	662.88	13.82
10-101-411-254300-000	Supp/Mats:Rv Bldg Maint	5,000.00	5,000.00	4,861.90	8,282.35
10-106-411-254300-000	Supp/Mats:Fr Bldg Maint	2,500.00	3,200.00	1,884.19	4,300.22
10-110-411-254300-000	Supp/Mats:Ja Bldg Maint	2,500.00	4,000.00	2,180.67	2,194.15
10-112-411-254300-000	Supp/Mats:Je Bldg Maint	2,500.00	4,000.00	1,966.53	3,553.41
10-116-411-254300-000	Supp/Mats:Mad Bldg Maint	2,500.00	0.00	1,046.33	4,503.22
10-122-411-254300-000	Supp/Mats:Mon Bldg Maint	2,500.00	4,000.00	3,388.97	6,240.61
10-126-411-254300-000	Supp/Mats:Sta Bldg Maint	3,000.00	3,000.00	1,745.45	2,264.20
10-328-411-254300-000	Supp/Mats:Washington	7,000.00	7,800.00	5,435.04	31,654.97
10-330-411-254300-000	Supp/Mats:Wilson	10,000.00	5,800.00	3,887.82	13,163.86
10-414-411-254300-000	Supp/Mats:Lincoln	15,000.00	13,000.00	13,432.55	28,207.08
10-520-411-254300-000	Supp/Mats:Mckinley	3,000.00	3,000.00	869.10	3,834.87
10-655-411-254300-000	Supp/Mats:Mun Field Maint	1,000.00	1,000.00	352.51	139.42
10-710-411-254300-000	Supp/Mats:School Forest	2,311.00	2,539.00	591.49	1,242.95
10-800-411-254300-000	Supp/Mats:Bulk Qty. All Bldgs	56,000.00	66,078.00	63,817.51	44,565.46
10-801-411-254300-000	Supp/Mats:Lindbergh Bldg Maint	1,000.00	(300.00)	586.30	409.60
10-812-411-254300-000	Supp/Mats:Multi-Service Center	1,000.00	1,200.00	218.36	1,008.68
10-800-411-254490-000	Supp/Mats:District Equip Repairs	5,000.00	0.00	331.58	7,959.65
10-800-411-254500-000	Supp/Mats:District Vehicle Maint	6,000.00	6,000.00	4,139.71	3,874.16
10-800-411-255000-980	Supp/Mats:\$600,000 Capital Proj	100,000.00	100,000.00	11,428.82	0.00
10-800-411-258400-000	Supp/Mats:Production Center	8,250.00	6,489.00	6,699.26	10,118.29
10-800-411-263100-000	Supp/Mats:I T Services	9,800.00	4,758.00	3,864.58	10,004.88
10-800-411-263232-000	Supp/Mats:Postage	550.00	550.00	724.93	509.91
10-800-411-263300-000	Supp/Mats:Staff Relations	0.00	850.00	240.00	0.00
10-800-411-264200-000	Supp/Mats:Recruitment	2,059.00	1,050.00	872.50	23.54
10-800-411-299000-365	Supp/Mats:Title Iia Priv Instr Staff Tra	0.00	938.00	0.00	0.00
Total Fund 10 - General Supplies and Materials (411)		1,022,105.00	990,419.00	784,959.73	875,877.16
Computer Supplies (413)					
10-800-413-122000-000	Computer Supp Unprog:Language Arts	55.00	55.00	0.00	56.00
10-800-413-126000-000	Computer Supp Unprog:Science	1,000.00	2,000.00	0.00	0.00
10-414-413-138100-000	Computer Supp Unprog:Lhs At Risk	0.00	0.00	0.00	0.00
10-812-413-222900-000	Computer Supp Unprog: M S C	90,818.00	74,868.00	93,692.74	93,143.54
Total Fund 10 - Computer Supplies (413)		91,873.00	76,923.00	93,692.74	93,199.54
Food Supplies (415)					
10-100-415-110000-000	Food:Elem Undiff Curr	450.00	450.00	481.06	484.75
10-103-415-110000-000	Food:4 K Undiff Curr	1,000.00	316.00	0.00	0.00
10-110-415-110000-000	Food:Jac Classroom	200.00	250.00	148.06	98.16
10-112-415-110000-000	Food:Jef Classroom	100.00	100.00	87.82	42.84
10-116-415-110000-000	Food:Mad Classroom	50.00	50.00	30.15	26.15
10-122-415-110000-000	Food:Mon Classroom	250.00	250.00	349.11	117.68
10-126-415-110000-000	Food:Sta Classroom	200.00	100.00	33.58	0.00
10-520-415-110000-000	Food:Mck Classroom	300.00	400.00	241.97	43.05
10-800-415-110000-000	Food:Undifferentiated	300.00	300.00	458.19	280.09
10-800-415-110100-000	Food:Summer School Instr	6,000.00	1,000.00	6,874.13	1,449.25
10-101-415-110200-000	Food:4K Riverview	2,069.00	1,348.00	10.97	0.00
10-800-415-121000-000	Food:Art	220.00	211.00	176.79	188.60
10-800-415-122000-000	Food:Language Arts	150.00	148.00	104.22	129.84
10-800-415-123000-000	Food:Foreign Language	2,500.00	3,700.00	3,297.52	1,829.38
10-800-415-123207-322	Food:Bil-Bicultural	200.00	200.00	64.83	117.11
10-800-415-124000-000	Food:Math	0.00	200.00	0.00	38.31
10-800-415-126000-000	Food:Science In-Services	1,500.00	1,500.00	1,116.15	961.40

**MANITOWOC PUBLIC SCHOOL DISTRICT
EXPENDITURES (FUNDS 10 - 50)**

Account Number	Name	Budget 2016-17	Budget 2015-16	Est/Actual 2015-16	Actual 2014-15
10-710-415-126241-000	Food:Outdoor Education	1,500.00	525.00	524.93	929.46
10-800-415-126241-710	Food:W E E B Grant	1,535.00	0.00	0.00	0.00
10-800-415-126241-755	Food:Weeb Service Learning Grant	75.00	0.00	0.00	0.00
10-800-415-126241-760	Food:Weeb Outdoor Classroom	0.00	0.00	302.44	0.00
10-800-415-127000-000	Food:Social Studies	500.00	233.00	143.71	616.79
10-800-415-135000-000	Food:Fam/Consumer Ed	15,000.00	11,132.00	13,188.82	15,314.99
10-414-415-138100-000	Food:Lhs At Risk	0.00	100.00	0.00	0.00
10-800-415-141000-000	Food:Health	150.00	200.00	184.11	116.94
10-800-415-141730-390	Food:D.A.R.E.	0.00	0.00	594.10	432.15
10-800-415-161306-000	Food:Dramatics/Musicals	0.00	0.00	0.00	83.88
10-328-415-161339-000	Food:Wash Forensics	149.00	149.00	127.14	80.55
10-330-415-161339-000	Food:Wilson Forensics	120.00	120.00	39.01	94.34
10-414-415-161339-000	Food:L H S Forensics	396.00	966.00	519.70	450.00
10-800-415-162000-000	Food:Athletics	3,000.00	3,250.00	2,073.66	5,951.01
10-800-415-162400-000	Food:Mpsd Athletic Assoc	15,600.00	15,236.00	17,653.17	14,911.87
10-112-415-164000-367	Food:Jeff Cle Grant	0.00	0.00	0.00	29.40
10-328-415-164000-367	Food:Wash Cle Grant	3,000.00	2,800.00	170.08	2,328.01
10-800-415-172000-000	Food:Gifted & Talented	90.00	135.00	9.57	55.58
10-800-415-179000-667	Food:Intl Bacc Admin	700.00	800.00	509.18	401.16
10-800-415-213000-000	Food:Guidance	450.00	774.00	773.87	236.26
10-800-415-219000-141	Food:Title I Public Parent Involv	0.00	800.00	170.87	34.63
10-800-415-219122-000	Food:K-12 Reading Support	200.00	0.00	0.00	0.00
10-800-415-219124-000	Food:K-12 Math Support	128.00	128.00	111.00	115.50
10-800-415-221100-000	Food:Imprv Instruction	2,500.00	1,300.00	1,353.56	153.00
10-800-415-221300-000	Food:Mentor Program	1,000.00	1,066.00	627.50	940.12
10-800-415-222200-000	Food:Library/Media Serv	100.00	100.00	0.00	0.00
10-800-415-223900-141	Food:Title I Adm & Inst Coord	300.00	0.00	0.00	149.73
10-800-415-231100-000	Food:Board Of Educ	1,800.00	2,800.00	3,208.22	3,130.31
10-800-415-232000-000	Food:Dist Admin	1,433.00	1,375.00	1,368.43	1,243.28
10-800-415-232200-000	Food:Comm Relations	100.00	100.00	107.54	79.10
10-800-415-232300-000	Food:Negotiations	90.00	90.00	0.00	0.00
10-101-415-241000-000	Food:Rv Sch Bldg Admin	700.00	490.00	513.22	407.92
10-106-415-241000-000	Food:Fra Sch Bldg Admin	400.00	262.00	261.86	314.03
10-110-415-241000-000	Food:Jac Sch Bldg Admin	300.00	200.00	84.33	197.40
10-112-415-241000-000	Food:Jef Sch Bldg Admin	200.00	24.00	353.04	510.70
10-116-415-241000-000	Food:Mad Sch Bldg Admin	100.00	100.00	193.75	131.15
10-122-415-241000-000	Food:Mon Sch Bldg Admin	250.00	225.00	156.93	319.09
10-126-415-241000-000	Food:Sta Sch Bldg Admin	500.00	500.00	361.88	334.90
10-328-415-241000-000	Food:Wash Sch Bldg Adm	1,500.00	1,415.00	1,150.97	1,285.86
10-330-415-241000-000	Food:Wil Sch Bldg Adm	1,000.00	1,300.00	1,858.07	782.85
10-414-415-241000-000	Food:Lhs Sch Bldg Adm	1,600.00	1,100.00	2,420.30	1,751.06
10-520-415-241000-000	Food:Mckinley Sch Bldg Adm	750.00	878.00	744.05	1,145.24
10-800-415-251000-000	Food:Bus Admin	410.00	410.00	612.98	409.28
10-800-415-253300-000	Food:Operations/Buildings	500.00	300.00	189.90	0.00
10-800-415-254300-000	Food:Maintenance	500.00	200.00	66.42	0.00
10-800-415-263300-000	Food:Staff Relations	325.00	150.00	144.19	0.00
10-800-415-264200-000	Food:Recruitment/Placement	1,000.00	1,000.00	1,229.48	578.80
10-800-415-264400-000	Food:Non Instr Staff Trng	0.00	0.00	20.05	0.00
Total Fund 10 - Food Supplies (415)		75,440.00	63,256.00	67,596.58	61,852.95
Paper Supplies (417)					
10-800-417-121000-000	Paper:Art	1,900.00	1,333.00	752.69	1,264.82
10-812-417-121000-000	Paper:Central Art Supply	8,000.00	8,550.00	8,543.03	1,806.53
10-800-417-258400-000	Paper:Production Center	39,566.00	35,722.00	30,757.36	37,080.43
Total Fund 10 - Paper Supplies (417)		49,466.00	45,605.00	40,053.08	40,151.78
Petroleum Supplies (418)					
10-800-418-253500-000	Petroleum:Vehicle Service	20,000.00	19,000.00	16,786.50	23,324.43
10-800-418-258300-000	Petroleum:Warehousing/Distribu	5,000.00	1,600.00	2,894.55	4,067.56
Total Fund 10 - Petroleum Supplies (418)		25,000.00	20,600.00	19,681.05	27,391.99
Other Supplies and Materials (419)					
10-800-419-258300-000	Other Supp:Warehousing/Distrib	0.00	234.00	0.00	0.00
Total Fund 10 - Other Supplies and Materials (419)		0.00	234.00	0.00	0.00
Apparel (420)					
10-800-420-110100-000	Apparel:Summer School	20,000.00	24,000.00	5,808.76	12,832.39

**MANITOWOC PUBLIC SCHOOL DISTRICT
EXPENDITURES (FUNDS 10 - 50)**

Account Number	Name	Budget 2016-17	Budget 2015-16	Est/Actual 2015-16	Actual 2014-15
10-800-420-123000-000	Apparel:Foreign Language	0.00	4.00	4.00	19.00
10-800-420-125001-000	Apparel:Band Uniforms	0.00	0.00	915.07	0.00
10-800-420-161000-000	Apparel:Co-Curricular Activities	0.00	0.00	1,356.00	0.00
10-800-420-162000-000	Apparel:Athletics	40,000.00	46,028.00	53,119.50	19,120.55
10-800-420-162400-000	Apparel:Mpsd Athletic Assoc	39,600.00	29,200.00	35,717.37	36,450.18
Total Fund 10 - Apparel (420)		99,600.00	99,232.00	96,920.70	68,422.12
Instructional Media - Audiovisual (431)					
10-414-431-138100-000	A V Media:Lhs At Risk	0.00	100.00	0.00	0.00
10-800-431-141000-000	Av Media:Health	1,000.00	1,166.00	1,063.73	775.17
10-100-431-222200-000	A V Media:Elem Libraries	2,750.00	3,127.00	1,126.78	3,808.64
10-328-431-222200-000	A V Media:Wash Library	620.00	620.00	17.85	672.63
10-330-431-222200-000	A V Media:Wilson Library	620.00	620.00	215.33	588.65
10-414-431-222200-000	A V Media:Linc Library	620.00	620.00	415.71	688.33
10-520-431-222200-000	A V Media:Mckinley Library	75.00	75.00	16.94	0.00
10-800-431-222200-000	Av Media:Library/Media Serv	0.00	100.00	0.00	197.75
Total Fund 10 - Instructional Media - Audiovisual (431)		5,685.00	6,428.00	2,856.34	6,731.17
Instructional Media - Library Books (432)					
10-800-432-122000-000	Lib Bks:Language Arts/Imrpv Inst	3,050.00	7,734.00	7,041.85	3,073.73
10-100-432-222200-000	Lib Bks:Elem Libraries	88,265.00	2,514.00	166.20	926.30
10-101-432-222200-000	Lib Bks:Riv Library	0.00	15,000.00	14,944.20	9,417.17
10-106-432-222200-000	Lib Bks:Fra Library	0.00	12,200.00	13,424.72	13,218.99
10-110-432-222200-000	Lib Bks:Jac Library	0.00	12,200.00	13,970.12	11,436.59
10-112-432-222200-000	Lib Bks:Jef Library	0.00	12,200.00	13,260.91	13,761.57
10-116-432-222200-000	Lib Bks:Mad Library	0.00	12,200.00	11,735.13	8,570.62
10-122-432-222200-000	Lib Bks:Mon Library	0.00	13,000.00	14,845.06	12,740.88
10-126-432-222200-000	Lib Bks:Sta Library	0.00	12,200.00	11,931.26	10,529.93
10-328-432-222200-000	Lib Bks:Wash Library	14,200.00	15,500.00	16,869.48	13,647.95
10-330-432-222200-000	Lib Bks:Wilson Library	14,200.00	10,500.00	10,011.10	11,986.06
10-414-432-222200-000	Lib Bks:Linc Library	16,900.00	24,000.00	24,445.61	26,665.64
10-520-432-222200-000	Lib Bks:Mckinley Library	800.00	500.00	2,406.83	657.50
10-800-432-222200-000	Lib Bks:Libraries	1,100.00	100.00	1,086.30	1,268.62
Total Fund 10 - Instructional Media - Library Books (432)		138,515.00	149,848.00	156,138.77	137,901.57
Instructional Media - Newspapers (433)					
10-800-433-127000-000	Newspapers:Social Studies	250.00	208.00	207.96	0.00
10-800-433-132000-000	Newspapers:Bus Education	400.00	400.00	249.38	0.00
10-414-433-222200-000	Newspapers:Linc Library	200.00	138.00	0.00	217.27
10-800-433-222200-000	Newspapers:Library Uses	1,500.00	1,106.00	891.10	808.44
Total Fund 10 - Instructional Media - Newspapers (433)		2,350.00	1,852.00	1,348.44	1,025.71
Instructional Media - Periodicals (434)					
10-101-434-110000-000	Per/Mag:Riv Classroom	500.00	188.00	89.20	169.60
10-106-434-110000-000	Per/Mag:Fra Classroom	1,280.00	1,259.00	1,249.83	1,236.27
10-110-434-110000-000	Per/Mag:Jac Classroom	875.00	1,320.00	1,309.38	1,364.68
10-112-434-110000-000	Per/Mag:Jef Classroom	1,700.00	1,554.00	1,043.20	1,762.10
10-116-434-110000-000	Per/Mag:Mad Classroom	1,236.00	1,236.00	1,270.04	1,235.61
10-122-434-110000-000	Per/Mag:Mon Classroom	800.00	800.00	623.90	474.84
10-126-434-110000-000	Per/Mag:Sta Classroom	1,000.00	827.00	827.00	1,096.80
10-520-434-110000-000	Per/Mag:Mek Classroom	325.00	283.00	282.85	152.63
10-800-434-121000-000	Per/Mag:Art	188.00	97.00	96.17	132.45
10-800-434-122000-000	Per/Mag:Language Arts	1,500.00	1,885.00	1,699.81	1,537.91
10-800-434-123000-000	Per/Mag:Foreign Language	200.00	0.00	0.00	105.48
10-800-434-123207-322	Per/Mag:Bil-Bicultural	100.00	0.00	79.07	0.00
10-800-434-124000-000	Per/Mag:Math	200.00	200.00	117.00	113.00
10-800-434-125000-000	Per/Mag:Music	21.00	0.00	0.00	9.27
10-800-434-126000-000	Per/Mag:Science	0.00	1,000.00	1,491.00	2,243.52
10-800-434-127000-000	Per/Mag:Social Studies	2,600.00	2,168.00	2,013.93	2,583.37
10-800-434-132000-000	Per/Mag:Bus Education	0.00	0.00	0.00	144.95
10-800-434-135000-000	Per/Mag:Fam/Consumer Ed	40.00	27.00	26.82	78.90
10-800-434-136000-000	Per/Mag:Tech Education	135.00	150.00	121.58	133.39
10-800-434-139000-605	Per/Mag:School To Work	0.00	150.00	0.00	0.00
10-800-434-141000-000	Per/Mag:Health	350.00	300.00	296.67	296.67
10-800-434-143000-000	Per/Mag:Phy Education	0.00	30.00	0.00	25.28
10-328-434-164000-367	Per/Mag:Wash Cle Grant	0.00	150.00	0.00	0.00
10-800-434-172000-000	Per/Mag:Gifted & Talented	215.00	200.00	199.87	164.32

**MANITOWOC PUBLIC SCHOOL DISTRICT
EXPENDITURES (FUNDS 10 - 50)**

Account Number	Name	Budget 2016-17	Budget 2015-16	Est/Actual 2015-16	Actual 2014-15
10-800-434-179000-667	Per/Mag:Intl Bacc Admin	200.00	0.00	0.00	0.00
10-800-434-222200-000	Per/Mag:Libraries	5,250.00	3,557.00	3,419.62	3,502.01
Total Fund 10 - Instructional Media - Periodicals (434)		18,715.00	17,381.00	16,256.94	18,563.05
Instructional Media - Computer Software (435)					
10-100-435-110000-000	Prog Comp Softw:Elem Undiff Curr	475.00	0.00	0.00	1,868.90
10-103-435-110000-000	Prog Comp Softw:4 K Undiff Curr	0.00	278.00	0.00	0.00
10-116-435-110000-000	Prog Comp Softw:Mad Classroom	0.00	0.00	99.95	0.00
10-328-435-110000-000	Prog Comp Softw:Wash Classroom	0.00	700.00	99.00	0.00
10-520-435-110000-000	Prog Comp Softw:Mck Classroom	0.00	1,200.00	1,200.00	4,040.00
10-100-435-110122-000	Prog Comp Softw:Elem Lang Arts	0.00	900.00	0.00	0.00
10-800-435-111900-000	Prog Comp Softw:Classroom Use	2,450.00	1,600.00	1,599.80	2,244.48
10-800-435-121000-000	Prog Comp Softw:Art	200.00	0.00	0.00	116.00
10-800-435-122000-000	Prog Comp Softw:Language Arts	800.00	275.00	79.00	199.99
10-800-435-123000-000	Prog Comp Softw:Foreign La	900.00	850.00	538.00	653.00
10-800-435-123207-322	Prog Comp Softw:Bil-Bicultural	1,600.00	1,500.00	419.90	1,024.65
10-800-435-124000-000	Prog Comp Softw:Math	0.00	500.00	660.96	0.00
10-800-435-125000-000	Prog Comp Softw:Music	1,000.00	1,300.00	1,300.00	684.00
10-800-435-126000-000	Prog Comp Softw:Science	1,000.00	1,000.00	0.00	455.26
10-800-435-127000-000	Prog Comp Softw:Soc Studies	0.00	59.00	150.00	150.00
10-800-435-129000-000	Prog Comp Softw:G E D #2	100.00	100.00	0.00	0.00
10-800-435-132000-000	Prog Comp Softw:Bus Education	1,000.00	7,849.00	7,849.00	73.88
10-800-435-136000-000	Prog Comp Softw:Tech Education	1,725.00	1,781.00	1,780.88	0.00
10-414-435-138100-000	Prog Comp Softw:Lhs At Risk	0.00	0.00	0.00	0.00
10-800-435-143000-000	Prog Comp Softw:Phy Education	1,300.00	1,260.00	1,242.00	2,944.00
10-800-435-162000-000	Prog Comp Softw:Athletics	1,500.00	0.00	0.00	0.00
10-328-435-164000-367	Prog Comp Softw:Wash Cle Grant	0.00	23,574.00	20,545.00	19,295.25
10-800-435-221300-400	Prog Comp Softw:Cpa	0.00	0.00	0.00	2,797.50
10-100-435-222200-000	Prog Comp Softw:Elem Libraries	27,000.00	12,713.00	12,713.25	15,676.00
10-328-435-222200-000	Prog Comp Softw:Wash Library	0.00	3,186.00	3,185.65	5,266.95
10-330-435-222200-000	Prog Comp Softw:Wilson Library	0.00	9,922.00	9,921.79	9,292.56
10-414-435-222200-000	Prog Comp Softw:Lhs Library	0.00	13,330.00	16,298.67	16,761.70
10-520-435-222200-000	Prog Comp Softw:Mckinley Library	0.00	1,859.00	852.75	1,096.02
10-800-435-222200-000	Prog Comp Softw:Libraries	55,500.00	36,087.00	31,703.18	57,989.35
Total Fund 10 - Instructional Media - Computer Software (435)		96,550.00	121,823.00	112,238.78	142,629.49
Instructional Media - Other Media (439)					
10-100-439-110000-000	Oth Media:Elem Undiff/Maps,Globes	475.00	0.00	0.00	0.00
10-103-439-110000-000	Oth Media:4 K Undiff Curr	750.00	750.00	0.00	0.00
10-100-439-110124-000	Oth Media:Elem Math Kits	500.00	595.00	0.00	0.00
10-100-439-110127-000	Oth Media:Elem Soc Studies	1,975.00	1,975.00	1,957.94	0.00
10-800-439-122000-000	Oth Media:Language Arts/Ref Bks	700.00	52.00	51.81	24.95
10-800-439-123000-000	Oth Media:Foreign Language	300.00	350.00	302.93	238.06
10-800-439-123000-667	Oth Media:Intl Bacc For Lang	200.00	400.00	400.00	450.45
10-800-439-126000-000	Oth Media:Science	0.00	0.00	42.96	15.16
10-800-439-127000-000	Oth Media:Soc Studies	2,000.00	850.00	759.99	2,185.20
10-800-439-141000-000	Oth Media:Health	0.00	0.00	0.00	344.89
10-800-439-162400-000	Other Media:Mpsd Athletic Association	1,000.00	999.00	999.00	0.00
10-800-439-179000-667	Oth Media:Intl Bacc Admin	0.00	0.00	0.00	600.00
10-800-439-219122-000	Oth Media:K-12 Reading Support	0.00	0.00	0.00	139.00
10-800-439-222200-000	Oth Media:Libraries/Dict,Enc	250.00	0.00	0.00	0.00
10-126-439-241000-000	Oth Media:Sta Sch Bldg Admin	0.00	0.00	0.00	53.99
Total Fund 10 - Instructional Media - Other Media (439)		8,150.00	5,971.00	4,514.63	4,051.70
Non-Capital Equipment (440)					
10-101-440-110000-000	Non Cap Equip:Riv Classroom	0.00	20.00	19.52	948.42
10-103-440-110000-000	Non Cap Equip:4 K Undiff Curr	1,267.00	702.00	0.00	1,243.00
10-106-440-110000-000	Non Cap Equip:Fra Classroom	300.00	379.00	287.66	141.55
10-110-440-110000-000	Non Cap Equip:Jac Classroom	0.00	0.00	0.00	0.00
10-112-440-110000-000	Non Cap Equip:Jef Classroom	0.00	2,780.00	2,779.20	0.00
10-116-440-110000-000	Non Cap Equip:Mad Classroom	0.00	0.00	17.85	0.00
10-122-440-110000-000	Non Cap Equip:Mon Classroom	800.00	775.00	380.99	957.42
10-126-440-110000-000	Non Cap Equip:Sta Classroom	0.00	1,336.00	1,336.39	94.96
10-330-440-110000-000	Non Cap Equip:Wil Classroom	1,000.00	2,680.00	2,637.61	0.00
10-414-440-110000-000	Non Cap Equip:Linc Classroom	0.00	0.00	63.98	0.00
10-520-440-110000-000	Non Cap Equip:Mck Classroom Use	0.00	1,014.00	828.68	0.00

**MANITOWOC PUBLIC SCHOOL DISTRICT
EXPENDITURES (FUNDS 10 - 50)**

Account Number	Name	Budget 2016-17	Budget 2015-16	Est/Actual 2015-16	Actual 2014-15
10-800-440-110000-000	Non Cap Equip:Undifferentiated	500.00	500.00	0.00	0.00
10-800-440-111100-000	Non Cap Equip:District Wide	31,650.00	21,450.00	18,983.61	27,301.50
10-800-440-111900-000	Non Cap Equip:Instr Computing	38,410.00	66,450.00	64,851.80	46,546.84
10-800-440-121000-000	Non Cap Equip:Art	4,000.00	2,000.00	1,178.22	323.72
10-800-440-121000-667	Non Cap Equip:Intl Bacc Art	200.00	500.00	330.16	0.00
10-800-440-122000-000	Non Cap Equip:Language Arts	500.00	870.00	599.98	4,247.12
10-800-440-122000-141	Non Cap Equip:Title I Reading	0.00	0.00	0.00	4,237.93
10-800-440-122000-500	Non Cap Equip:Jam	0.00	0.00	0.00	0.00
10-800-440-122000-667	Non Cap Equip:Intl Bacc Eng Lang	400.00	0.00	0.00	363.56
10-800-440-122600-667	Non Cap Equip:Intl Bacc Drama Arts	300.00	300.00	300.00	0.00
10-800-440-123000-000	Non Cap Equip:Foreign Language	170.00	300.00	217.80	1,934.69
10-800-440-123207-322	Non Cap Equip:Bil-Bicultural	3,000.00	3,000.00	3,467.72	595.95
10-800-440-124000-000	Non Cap Equip:Math	6,700.00	14,640.00	14,958.63	7,500.27
10-800-440-124000-667	Non Cap Equip:Intl Bacc Math	800.00	0.00	0.00	0.00
10-800-440-125000-000	Non Cap Equip:Music	0.00	2,739.00	2,676.50	1,065.18
10-800-440-126000-000	Non Cap Equip:Science	4,000.00	589.00	2,923.68	8,086.47
10-800-440-126000-667	Non Cap Equip:Intl Bacc Science	500.00	1,500.00	1,010.31	973.67
10-710-440-126241-000	Non Cap Equip:Outdoor Education	1,500.00	2,475.00	1,164.94	996.68
10-800-440-126241-710	Non Cap Equip:W E E B Grant	0.00	0.00	0.00	993.51
10-800-440-126241-755	Non Cap Equip:Weeb Service Learning Gran	999.00	0.00	0.00	0.00
10-800-440-126900-534	Non Cap Equip:Part For Learn-Music	0.00	0.00	0.00	3,000.00
10-800-440-127000-000	Non Cap Equip:Social Studies	2,200.00	1,277.00	1,168.77	6,253.90
10-800-440-129000-000	Non Cap Equip:G E D #2	100.00	100.00	0.00	0.00
10-800-440-132000-000	Non Cap Equip:Bus Education	28,000.00	229.00	229.00	20,837.12
10-800-440-135000-000	Non Cap Equip:Fam/Consumer Ed	1,460.00	5,388.00	6,134.14	370.05
10-800-440-136000-000	Non Cap Equip:Tech Education	5,000.00	4,706.00	6,258.36	4,786.95
10-414-440-138100-000	Non Cap Equip:Lhs At Risk	500.00	0.00	0.00	0.00
10-800-440-138130-660	Non Cap Equip:Youth Apprenticeship	0.00	500.00	0.00	69.00
10-800-440-139000-400	Non Cap Equip:Mtwc Cpa	5,000.00	2,000.00	1,951.12	2,365.45
10-800-440-139000-605	Non Cap Equip:School To Work	0.00	0.00	0.00	326.35
10-800-440-141000-000	Non Cap Equip:Health	0.00	0.00	0.00	1,549.00
10-800-440-143000-000	Non Cap Equip:Phy Education	500.00	1,830.00	1,681.67	630.76
10-800-440-161306-000	Non Cap Equip:Theatre	495.00	495.00	555.94	0.00
10-328-440-161317-000	Non Cap Equip:Wash Publica	600.00	449.00	449.00	729.00
10-414-440-161317-000	Non Cap Equip:Lhs Publications	0.00	692.00	370.99	0.00
10-328-440-161339-000	Non Cap Equip:Wash Forensics	0.00	472.00	471.57	0.00
10-800-440-162000-000	Non Cap Equip:Athletics	5,000.00	8,305.00	6,752.63	8,173.57
10-800-440-162400-000	Non Cap Equip:Mpsd Athletic Assoc	440.00	1,814.00	1,813.90	440.00
10-328-440-164000-367	Non Cap Equip:Wash Clc Grant	0.00	800.00	764.50	1,599.94
10-414-440-164000-000	Non Cap Equip:Lhs Stage	0.00	4,653.00	0.00	0.00
10-800-440-164000-000	Non Cap Equip:Auditorium/Stage	0.00	0.00	1,843.88	0.00
10-800-440-179000-667	Non Cap Equip:Intl Bacc Admin	0.00	0.00	0.00	680.00
10-800-440-213000-000	Non Cap Equip:Guidance	1,470.00	2,814.00	2,813.62	1,063.34
10-800-440-214000-000	Non Cap Equip:Nurse	1,719.00	1,719.00	1,209.94	609.74
10-800-440-222200-000	Non Cap Equip:Library/Media Serv	7,150.00	2,050.00	4,024.88	1,620.84
10-800-440-222200-000	Non Cap Equip:Libraries	0.00	0.00	52.49	0.00
10-106-440-241000-000	Non Cap Equip:Fra Sch Bldg Admin	100.00	335.00	351.29	36.72
10-110-440-241000-000	Non Cap Equip:Jac Sch Bldg Admin	0.00	130.00	104.56	836.80
10-116-440-241000-000	Non Cap Equip:Sch Bldg Adm	0.00	0.00	164.98	0.00
10-328-440-241000-000	Non Cap Equip:Wash Sch Bldg Adm	1,065.00	2,256.00	1,878.37	13,861.92
10-330-440-241000-000	Non Cap Equip:Wil Sch Bldg Adm	1,500.00	449.00	428.19	453.54
10-414-440-241000-000	Non Cap Equip:Lhs Sch Bldg Adm	0.00	0.00	2,095.81	3.55
10-520-440-241000-000	Non Cap Equip:Mckinley Sch Bldg Admin	0.00	144.00	143.99	448.60
10-800-440-251000-000	Non Cap Equip:Bus Admin	0.00	0.00	0.00	1,181.96
10-328-440-253300-000	Non Cap Equip:Wash Custodial	1,000.00	0.00	0.00	0.00
10-330-440-253300-000	Non Cap Equip:Wil Custodial	1,000.00	0.00	0.00	0.00
10-414-440-253300-000	Non Cap Equip:Lhs Custodial	1,000.00	0.00	0.00	0.00
10-520-440-253300-000	Non Cap Equip:Mck Custodial	500.00	500.00	210.10	0.00
10-800-440-253300-000	Non Cap Equip:Operations/Plant	5,000.00	1,913.00	5,209.49	535.00
10-101-440-254300-000	Non Cap Equip:Rv Bldg Maint	1,000.00	0.00	0.00	250.00
10-106-440-254300-000	Non Cap Equip:Fr Bldg Maint	1,500.00	0.00	0.00	0.00
10-110-440-254300-000	Non Cap Equip:Ja Bldg Maint	1,500.00	1,478.00	0.00	0.00
10-112-440-254300-000	Non Cap Equip:Je Bldg Maint	1,000.00	0.00	0.00	472.49

**MANITOWOC PUBLIC SCHOOL DISTRICT
EXPENDITURES (FUNDS 10 - 50)**

Account Number	Name	Budget 2016-17	Budget 2015-16	Est/Actual 2015-16	Actual 2014-15
10-116-440-254300-000	Non Cap Equip:Mad Bldg Maint	1,000.00	0.00	0.00	0.00
10-122-440-254300-000	Non Cap Equip:Mon Bldg Maint	1,000.00	1,790.00	409.87	0.00
10-126-440-254300-000	Non Cap Equip:Sta Bldg Maint	1,000.00	0.00	0.00	0.00
10-328-440-254300-000	Non Cap Equip:Wash Bldg Maint	2,500.00	1,200.00	1,394.57	0.00
10-330-440-254300-000	Non Cap Equip:Wil Bldg Maint	2,500.00	1,000.00	631.97	0.00
10-414-440-254300-000	Non Cap Equip:Lhs Bldg Maint	15,000.00	27,000.00	26,830.54	820.71
10-800-440-254300-000	Non Cap Equip:Maintenance/Plan	7,000.00	8,300.00	6,504.24	585.00
10-801-440-254300-000	Non Cap Equip:Lindbergh Bldg Maint	0.00	0.00	0.00	0.00
10-800-440-255000-980	Non Cap Equip:\$600,000 Capital Project	120,000.00	0.00	5,840.47	0.00
10-800-440-256100-000	Non Cap Equip:Transportation	200.00	200.00	0.00	0.00
10-800-440-258400-000	Non Cap Equip:Production Ctr	1,175.00	1,339.00	1,089.00	1,175.20
10-800-440-263100-000	Non Cap Equip:I T Services	8,940.00	7,051.00	7,118.01	9,922.05
10-800-440-263351-000	Non Cap Equip:Telephones	1,900.00	1,700.00	2,652.67	1,967.11
10-800-440-264500-000	Non Cap Equip:Health Services	2,030.00	2,030.00	406.97	2,887.98
10-800-440-266100-981	Non Cap Equip:Technology Projects	15,000.00	13,787.00	12,707.13	0.00
10-800-440-270000-000	Non Cap Equip:Ins Coverage	0.00	0.00	0.00	22.85
Total Fund 10 - Non-Capital Equipment (440)		352,040.00	239,894.00	235,733.85	199,118.93
Resale Items (450)					
10-800-450-111100-000	Resale:Software.Jump Drives	0.00	200.00	0.00	0.00
10-800-450-123000-000	Resale:Foreign Language	0.00	0.00	1,588.67	2,055.43
10-800-450-136000-000	Resale:Tech Education	2,500.00	2,970.00	2,037.54	0.00
10-800-450-162000-000	Resale:Athletics	0.00	0.00	0.00	1,634.29
10-800-450-162900-000	Resale:Athletic Concessions	24,756.00	28,356.00	27,487.67	21,747.51
10-116-450-258600-000	Resale:Madison School Store	0.00	0.00	540.11	99.23
10-328-450-258600-000	Resale:Wash School Store	0.00	0.00	1,791.74	621.40
10-330-450-258600-000	Resale:Wil School Store	0.00	0.00	578.00	686.00
Total Fund 10 - Resale Items (450)		27,256.00	31,526.00	34,023.73	26,843.86
Equipment Componets (460)					
10-800-460-111100-000	Comp Components:District	650.00	650.00	0.00	0.00
Total Fund 10 - Equipment Componets (460)		650.00	650.00	0.00	0.00
Textbooks (470)					
10-100-470-110000-000	Textbooks:Elem Undiff Curr	600.00	600.00	0.00	13.14
10-510-470-110000-000	Textbooks:Lighthouse Learning Academy	0.00	0.00	0.00	0.00
10-800-470-110000-000	Textbooks:Undifferentiated	2,700.00	2,700.00	0.00	1,568.80
10-100-470-110122-000	Textbooks:Elem Lang Arts	30,050.00	29,600.00	29,532.23	0.00
10-100-470-110124-000	Textbooks:Elem Math	9,095.00	3,000.00	2,847.89	75,924.73
10-100-470-110126-000	Textbooks:Elem Science	2,240.00	2,240.00	0.00	478.40
10-100-470-110127-000	Textbooks:Elem Soc Studies	600.00	600.00	534.69	0.00
10-800-470-120126-000	Textbooks:Science	0.00	56,780.00	56,779.43	0.00
10-800-470-122000-000	Textbooks:Language Arts	10,399.00	2,580.00	2,579.21	13,144.84
10-800-470-122000-667	Textbooks:Intl Bacc Eng Lang	800.00	800.00	496.79	304.80
10-800-470-122600-667	Textbooks:Intl Bacc Drama Arts	0.00	570.00	569.38	0.00
10-800-470-123000-000	Textbooks:Foreign Language	10,000.00	8,880.00	6,741.56	14,849.25
10-800-470-123000-667	Textbooks:Intl Bacc For Lang	800.00	472.00	0.00	899.49
10-800-470-124000-000	Textbooks:Math	19,563.00	6,012.00	6,011.79	31,285.67
10-800-470-124000-667	Textbooks:Intl Bacc Math	1,300.00	0.00	0.00	4,200.50
10-800-470-125000-667	Textbooks:Intl Bacc Music	800.00	500.00	469.60	0.00
10-800-470-126000-000	Textbooks:Science	5,000.00	8,000.00	4,241.14	13,778.26
10-800-470-126000-667	Textbooks:Intl Bacc Science	500.00	1,000.00	626.94	837.00
10-800-470-127000-000	Textbooks:Social Studies	4,653.00	13,432.00	13,432.31	9,426.52
10-800-470-127000-667	Textbooks:Intl Bacc Soc Studies	800.00	800.00	650.34	0.00
10-800-470-129000-000	Textbooks:Ged #2	550.00	531.00	530.93	0.00
10-800-470-132000-000	Textbooks:Bus Education	1,000.00	0.00	0.00	1,451.20
10-800-470-135000-000	Textbooks:Fam/Consumer Ed	0.00	0.00	0.00	0.00
10-800-470-136000-000	Textbooks:Tech Education	3,000.00	2,030.00	2,029.17	0.00
10-414-470-138100-000	Textbooks:Lhs At Risk	500.00	0.00	0.00	0.00
10-800-470-139000-000	Textbooks:Youth Options	0.00	0.00	682.20	0.00
10-800-470-139000-400	Textbooks:Mtwc Cpa	6,000.00	5,800.00	5,767.99	5,483.75
10-800-470-139000-660	Textbooks:Y A Mtwc	5,500.00	2,500.00	5,422.24	2,135.68
10-800-470-139000-660	Textbooks:Y A Two Rivers	0.00	0.00	0.00	75.33
10-800-470-139000-660	Textbooks:Y A Reedsville	0.00	0.00	0.00	473.00
10-800-470-139000-660	Textbooks:Y A Valders	0.00	0.00	0.00	149.75
10-800-470-139000-660	Textbooks:Y A Sheboygan	0.00	0.00	0.00	158.95

**MANITOWOC PUBLIC SCHOOL DISTRICT
EXPENDITURES (FUNDS 10 - 50)**

Account Number	Name	Budget 2016-17	Budget 2015-16	Est/Actual 2015-16	Actual 2014-15
10-800-470-139000-660	Textbooks:Ya Mtwc Prior Year	0.00	0.00	0.00	1,481.67
Total Fund 10 - Textbooks (470)		116,450.00	149,427.00	139,945.83	178,120.73
Workbooks (472)					
10-100-472-110000-000	Workbooks:Elem Undiff Curr	500.00	300.00	0.00	0.00
10-100-472-110124-000	Workbooks:Elem Math	76,000.00	76,615.00	68,265.93	11,640.77
10-100-472-110126-000	Workbooks:Elem Science	2,000.00	2,000.00	1,936.84	0.00
10-800-472-123207-322	Workbooks:Bil-Bicultural	250.00	200.00	0.00	0.00
10-800-472-126000-000	Workbooks:Science	16,000.00	0.00	0.00	0.00
10-800-472-136000-000	Workbooks:Tech Education	1,000.00	0.00	0.00	0.00
Total Fund 10 - Workbooks (472)		95,750.00	79,115.00	70,202.77	11,640.77
Non-Instructional Computer Software (480)					
10-800-480-111900-980	Non Instr Software:\$600K Capital Project	0.00	0.00	26,607.10	0.00
10-800-480-251000-000	Non Instr Software:Bus Admin	29,270.00	33,839.00	33,950.00	25,137.00
10-800-480-255000-980	Non Instr Software:\$600K Capital Project	0.00	0.00	3,565.00	0.00
10-800-480-256100-000	Non Instr Software:Transportation	450.00	450.00	0.00	0.00
10-800-480-263100-000	Non Instr Software:I T Services	121,050.00	132,059.00	132,059.38	122,324.62
10-800-480-266100-981	Non Instr Software:Tech Project	13,000.00	12,176.00	12,176.33	0.00
Total Fund 10 - Non-Instructional Computer Software (480)		163,770.00	178,524.00	208,357.81	147,461.62
Other Non-Capital Items (490)					
10-800-490-213000-000	Non Instr Media:Guidance	3,500.00	3,123.00	3,122.76	2,666.50
10-800-490-219000-141	Non Instr Media:Title I Pub Parent Inv	400.00	400.00	0.00	388.00
10-800-490-221100-000	Non Instr Media:Imprv Instruction	485.00	485.00	160.96	382.80
10-328-490-221300-000	Non Instr Media:Periodicals-Staff	0.00	265.00	71.05	71.05
10-330-490-221300-000	Non Instr Media:Instr Staff Train	0.00	0.00	0.00	0.00
10-414-490-221300-000	Non-Instr Media:Lhs Instr Staff Train	0.00	0.00	359.55	0.00
10-800-490-221300-000	Non Instr Media:Instr Staff Train	1,100.00	1,100.00	0.00	0.00
10-800-490-231100-000	Non-Instr Media:Board Of Educ	335.00	635.00	0.00	635.06
10-800-490-232000-000	Non Instr Media:Dist Adm	600.00	223.00	494.98	503.73
10-330-490-241000-000	Non Instr Media:Wil Sch Bldg Adm	400.00	285.00	284.95	0.00
Total Fund 10 - Other Non-Capital Items (490)		6,820.00	6,516.00	4,494.25	4,647.14
Total Fund 10 Object 400s		2,396,185.00	2,285,224.00	2,089,016.02	2,045,631.28

FUND 10 OBJECT 500s - CAPITAL OBJECTS					
Site Improvements (522)					
10-800-522-255000-980	Site Improvements:\$600,000 Capital Proj	10,000.00	0.00	3,275.00	0.00
10-800-522-255100-000	Cap Objects:Site Components Re	0.00	0.00	0.00	74,495.00
10-112-522-255101-000	Site Imprv/Replmnt:Donation	20,650.00	0.00	0.00	0.00
Total Fund 10 - Site Improvements (522)		30,650.00	0.00	3,275.00	74,495.00
Building Rental (537)					
10-800-537-255000-000	Bldg Rental:Clarkbridge Hall	11,000.00	12,000.00	10,200.00	8,225.00
Total Fund 10 - Building Rental (537)		11,000.00	12,000.00	10,200.00	8,225.00
Equipment/Vehicles - Not Depreciated (551)					
10-101-551-110000-000	Equip Add:Riv Classroom	0.00	0.00	0.00	3,456.75
10-103-551-110000-000	Equip Add:4 K Undiff Curr	1,500.00	514.00	0.00	0.00
10-110-551-110000-000	Equip Add:Jac Classroom	0.00	0.00	0.00	0.00
10-122-551-110000-000	Equip Add:Mon Classroom	0.00	0.00	0.00	1,152.25
10-800-551-110000-000	Equip Add:Undiff	1,500.00	1,500.00	0.00	0.00
10-100-551-110126-000	Equip Add:Elem Science	765.00	765.00	0.00	0.00
10-800-551-111900-000	Equip Add:Instr Computing	3,900.00	5,988.00	1,152.25	5,775.92
10-800-551-111900-981	Equip Add:Tech Proj	325,000.00	0.00	0.00	0.00
10-800-551-121000-000	Equip Add:Art	3,573.00	4,573.00	2,502.26	6,637.72
10-800-551-122000-000	Equip Add:Language Arts	1,300.00	2,900.00	2,611.00	0.00
10-800-551-122000-141	Equip Add:Title I Public Reading	0.00	0.00	0.00	1,162.25
10-800-551-123000-000	Equip Add:Foreign Language	0.00	0.00	0.00	719.24
10-800-551-123207-322	Equip Add:Bil-Bicultural	0.00	2,000.00	0.00	0.00
10-800-551-125000-000	Equip Add:Music	2,188.00	9,251.00	9,250.75	599.00
10-800-551-125000-667	Equip Add:Intl Bacc Music	0.00	0.00	0.00	579.00
10-800-551-126000-000	Equip Add:Science	2,000.00	1,000.00	12,560.00	0.00
10-800-551-126000-667	Equip Add:Intl Bacc Science	0.00	0.00	0.00	0.00
10-800-551-127000-000	Equip Add:Soc Studies	4,000.00	4,669.00	4,669.00	0.00
10-800-551-129000-000	Equip Add:G E D #2	1,000.00	0.00	0.00	0.00
10-800-551-132000-000	Equip Add:Bus Education	0.00	0.00	0.00	16,499.37
10-800-551-136000-000	Equip Add:Tech Education	14,600.00	16,839.00	12,588.34	21,035.59

**MANITOWOC PUBLIC SCHOOL DISTRICT
EXPENDITURES (FUNDS 10 - 50)**

Account Number	Name	Budget 2016-17	Budget 2015-16	Est/Actual 2015-16	Actual 2014-15
10-414-551-138100-000	Equip Add:Lhs At Risk	2,000.00	966.00	0.00	0.00
10-800-551-139000-400	Equip Add:Mtwc Cpa	0.00	0.00	0.00	6,272.54
10-800-551-139000-660	Equip Add:Y A Mtwc	0.00	1,500.00	0.00	1,543.97
10-800-551-143000-000	Equip Add:Phy Education	5,100.00	0.00	0.00	0.00
10-414-551-161317-000	Equip Add:Lhs Publications	0.00	0.00	699.00	0.00
10-414-551-161339-000	Equip Add:Lhs Forensics	0.00	0.00	0.00	749.99
10-800-551-162000-000	Equip Add:Athletics	11,250.00	3,468.00	3,467.39	5,634.77
10-800-551-162400-000	Equip Add:Mpsd Athletic Assoc	4,000.00	3,823.00	3,822.42	0.00
10-800-551-162900-000	Equip Add:Athletic Concessions	3,600.00	0.00	3,152.79	0.00
10-414-551-164000-000	Equip Add:Lhs Stage	0.00	4,000.00	0.00	0.00
10-800-551-164000-000	Equip Add:Auditorium	0.00	0.00	7,035.40	0.00
10-800-551-179000-667	Equip Add:Intl Bacc Admin	0.00	0.00	0.00	1,878.09
10-800-551-222200-000	Equip Add:Computers Housed In Library	9,150.00	28,500.00	27,643.03	9,594.89
10-328-551-241000-000	Equip Add:Wash Adm	0.00	650.00	649.00	0.00
10-330-551-241000-000	Equip Add:Wil Sch Bldg Adm	1,500.00	4,000.00	0.00	0.00
10-414-551-241000-000	Equip Add:Lhs Sch Bldg Adm	1,300.00	1,300.00	1,429.00	0.00
10-800-551-251000-000	Equip Add:Bus Admin	2,670.00	0.00	0.00	0.00
10-101-551-253300-000	Equip Add:Rv Custodial	1,000.00	0.00	0.00	0.00
10-106-551-253300-000	Equip Add:Fra Custodial	1,000.00	0.00	0.00	0.00
10-110-551-253300-000	Equip Add:Jac Custodial	1,000.00	0.00	0.00	0.00
10-112-551-253300-000	Equip Add:Jef Custodial	1,000.00	0.00	0.00	0.00
10-116-551-253300-000	Equip Add:Mad Custodial	1,000.00	0.00	0.00	0.00
10-122-551-253300-000	Equip Add:Mon Custodial	1,000.00	0.00	0.00	0.00
10-126-551-253300-000	Equip Add:Sta Custodial	1,000.00	0.00	0.00	0.00
10-328-551-253300-000	Equip Add:Wash Custodial	1,000.00	0.00	0.00	0.00
10-330-551-253300-000	Equip Add:Wil Custodial	1,000.00	0.00	0.00	0.00
10-414-551-253300-000	Equip Add:Lhs Custodial	2,000.00	0.00	1,772.70	0.00
10-520-551-253300-000	Equip Add:Custodial Mck	1,500.00	2,000.00	1,514.08	0.00
10-800-551-253300-000	Equip Add:Oper/Custodial	3,000.00	2,887.00	1,450.30	721.92
10-106-551-254300-000	Equip Add:Fra Bldg Maint	0.00	2,000.00	1,042.63	0.00
10-110-551-254300-000	Equip Add:Jac Bldg Maint	0.00	1,325.00	1,150.35	0.00
10-112-551-254300-000	Equip Add:Jef Bldg Maint	1,000.00	1,200.00	1,093.00	0.00
10-116-551-254300-000	Equip Add:Mad Bldg Maint	0.00	0.00	0.00	0.00
10-122-551-254300-000	Equip Add:Mon Bldg Maint	1,000.00	0.00	0.00	0.00
10-328-551-254300-000	Equip Add:Wash Bldg Maint	2,500.00	2,000.00	795.81	0.00
10-330-551-254300-000	Equip Add:Wil Bldg Maint	2,500.00	0.00	0.00	0.00
10-414-551-254300-000	Equip Add:Lhs Bldg Maint	3,000.00	2,500.00	3,182.04	1,582.42
10-800-551-254300-000	Equip Add:Maintenance	5,000.00	0.00	13,779.92	3,411.74
10-800-551-254490-000	Equip Add:District Equip Repairs	2,000.00	2,000.00	1,502.00	0.00
10-800-551-255000-000	Equip Add:Fac Acq/Remode	0.00	0.00	0.00	1,407.50
10-800-551-255000-980	Equip Ad:\$600,000 Capital Project	25,000.00	0.00	9,616.01	0.00
10-800-551-258400-000	Equip Add:Prod Ctr	0.00	1,560.00	1,559.99	0.00
10-800-551-263100-000	Equip Add:I T Services	4,360.00	3,468.00	4,697.50	6,438.32
10-800-551-266100-981	Equip Add:Tech Project	22,000.00	14,611.00	14,610.45	0.00
Total Fund 10 - Equipment/Vehicles - Not Depreciated (551)		485,756.00	133,757.00	150,998.41	96,853.24
Equipment/Vehicles Group Dececiated (552)					
10-800-552-111900-000	Equip Group:Instr Computing>\$5000	292,782.00	346,276.00	290,655.33	344,388.09
10-800-552-111900-980	Equip Group:\$600,000 Capital Project	0.00	90,239.00	90,239.25	0.00
10-800-552-111900-981	Equip Group:Tech Proj	0.00	332,346.00	374,405.78	0.00
10-800-552-162000-000	Equip Group:Athletics	0.00	450.00	0.00	5,775.00
Total Fund 10 - Equipment/Vehicles Group Dececiated (552)		292,782.00	769,311.00	755,300.36	350,163.09
Equipment/Vehicles - Depreciated (553)					
10-800-553-125000-000	Equip:Music \$2500 Or >	19,023.00	7,014.00	7,011.70	19,139.14
10-800-553-136000-000	Equip:Tech Ed \$2500 Or >	4,000.00	25,480.00	25,480.00	17,360.54
10-800-553-139000-400	Equip:Cpa \$2500 Or >	0.00	10,000.00	9,944.94	14,006.34
10-800-553-139000-555	Equip:Pltw Grant	0.00	0.00	0.00	10,000.00
10-800-553-143000-000	Equip:Phy Ed \$2500 Or >	3,400.00	0.00	0.00	0.00
10-800-553-162000-000	Equip:Athletics \$2500 Or >	13,750.00	822.00	0.00	11,227.95
10-800-553-162400-000	Equip:Mpsd Athletic Assoc	0.00	4,000.00	4,000.00	0.00
10-800-553-222200-000	Equip:Library Computers \$2500 Or >	0.00	0.00	681.00	0.00
10-328-553-241000-000	Equip:Wash Adm \$2500 Or >	0.00	2,927.00	2,927.00	0.00
10-800-553-241000-000	Equip:District \$2500 Or >	0.00	13,000.00	10,721.97	7,003.63
10-800-553-251000-000	Equip:Bus Admin \$2500 Or >	0.00	0.00	0.00	4,398.51

**MANITOWOC PUBLIC SCHOOL DISTRICT
EXPENDITURES (FUNDS 10 - 50)**

Account Number	Name	Budget 2016-17	Budget 2015-16	Est/Actual 2015-16	Actual 2014-15
10-414-553-253300-000	Equip:Lhs Custodial \$2500 Or >	0.00	0.00	2,995.00	0.00
10-800-553-254200-000	Equip:District Site Repairs \$2500 Or >	5,000.00	0.00	0.00	10,000.00
10-328-553-254300-000	Equip:Wash Maint \$2500 Or >	8,000.00	2,900.00	15,360.38	0.00
10-330-553-254300-000	Equip:Wilson Maint \$2500 Or >	8,000.00	22,482.00	22,481.78	0.00
10-414-553-254300-000	Equip:Lhs Maint \$2500 Or >	8,000.00	16,770.00	27,631.60	4,916.00
10-800-553-254300-000	Equip:Bldg Maint \$2500 Or >	5,000.00	13,500.00	5,353.99	4,720.00
10-800-553-254490-000	Equip:District Equip Repairs \$2500 Or >	10,000.00	5,000.00	7,000.00	34,454.00
10-800-553-254500-000	Equip:District Vehicle Maint \$2500 Or >	35,000.00	62,000.00	108,444.50	23,274.50
10-800-553-255000-980	Equip:\$600,000 Capital Project	0.00	0.00	12,674.00	0.00
10-800-553-258400-000	Equip:Prod Ctr \$2500 Or >	0.00	3,895.00	3,894.99	0.00
10-800-553-263100-000	Equip:It Services \$2500 Or >	6,450.00	6,450.00	17,048.50	6,261.45
10-800-553-266100-981	Equip:Technology Projects	0.00	2,838.00	2,838.15	0.00
Total Fund 10 - Equipment/Vehicles - Depreciated (553)		125,623.00	199,078.00	286,489.50	166,762.06
Equipment Rental (571)					
10-800-571-126000-000	Rental Equip:Science	500.00	500.00	187.74	390.24
10-800-571-161306-000	Rental Equip:Dramatics/Musical	2,475.00	2,475.00	0.00	0.00
10-800-571-162000-000	Rental Equip:Athletics	9,055.00	3,920.00	3,920.00	3,039.20
10-414-571-241000-000	Rental Equip:Lhs Sch Bldg Adm	1,000.00	1,500.00	1,406.40	1,102.20
10-800-571-251000-000	Rental Equip:Bus Admin	2,180.00	1,681.00	1,680.40	1,856.20
10-800-571-253300-000	Rental Equip:Operations/Plant	8,500.00	8,500.00	8,500.00	8,350.00
10-800-571-254300-000	Rental Equip:Maintenance/Plant	2,000.00	1,159.00	749.14	1,682.76
10-800-571-258400-000	Rental Equip:Production Center	56,500.00	59,500.00	53,588.01	61,132.84
Total Fund 10 - Equipment Rental (571)		82,210.00	79,235.00	70,031.69	77,553.44
Capital Lease Principal (678)					
10-800-572-162000-000	Rental Vehicle:Athletics	4,000.00	5,000.00	5,960.13	5,647.80
Total Fund 10 - Capital Lease Principal (678)		4,000.00	5,000.00	5,960.13	5,647.80
Total Fund 10 Object 500s		1,032,021.00	1,198,381.00	1,282,255.09	779,699.63

FUND 10 OBJECT 600s - DEBT RETIREMENT					
Capital Lease Principal (678)					
10-800-678-281000-000	Debt Ret Cost:Capital Lease Principal	242,929.00	242,929.00	242,928.64	242,928.64
Total Fund 10 - Capital Lease Principal (678)		242,929.00	242,929.00	242,928.64	242,928.64
Temporary Note Interest (682)					
10-800-682-283000-000	Int Due Temp Note,Irs,Wrs Etc	3,950.00	4,950.00	179.20	3,945.88
Total Fund 10 - Temporary Note Interest (682)		3,950.00	4,950.00	179.20	3,945.88
Total Fund 10 Object 600s		246,879.00	247,879.00	243,107.84	246,874.52

FUND 10 OBJECT 700s - INSURANCE AND JUDGMENTS					
District Liability Insurance (711)					
10-800-711-270000-000	Dist Ins:Liability	75,685.00	75,685.00	72,152.00	72,960.00
Total Fund 10 - District Liability Insurance (711)		75,685.00	75,685.00	72,152.00	72,960.00
District Property Insurance (712)					
10-800-712-270000-000	Dist Ins:Property	119,800.00	113,598.00	113,598.00	77,268.00
Total Fund 10 - District Property Insurance (712)		119,800.00	113,598.00	113,598.00	77,268.00
Workers Compensation Insurance (713)					
10-800-713-270000-000	Dist Ins:Wrks Comp	322,230.00	313,925.00	317,691.68	369,844.37
Total Fund 10 - Workers Compensation Insurance (713)		322,230.00	313,925.00	317,691.68	369,844.37
District Student Insurance (716)					
10-800-716-270000-000	Dist Ins:Blkt Student	12,780.00	12,780.00	12,778.00	12,778.00
Total Fund 10 - District Student Insurance (716)		12,780.00	12,780.00	12,778.00	12,778.00
Unemployment Compensation(730)					
10-800-730-270000-000	Dist Ins:Unemployment	22,000.00	27,000.00	14,690.34	31,783.12
Total Fund 10 - Unemployment Compensation(730)		22,000.00	27,000.00	14,690.34	31,783.12
Other Insurance and Judgment (790)					
10-800-790-270000-000	Dist Ins: Other	1,000.00	1,000.00	0.00	0.00
Total Fund 10 - Other Insurance and Judgment (790)		1,000.00	1,000.00	0.00	0.00
Total Fund 10 Object 700s		553,495.00	543,988.00	530,910.02	564,633.49

FUND 10 OBJECT 800s - TRANSFERS					
Transfer To Fund 27 (827)					
10-800-827-411000-000	Intfd Tf:Zeroing Out Fd 27	6,590,043.00	6,400,479.00	6,359,001.38	6,187,134.70
Total Fund 10 - Transfer To Fund 27 (827)		6,590,043.00	6,400,479.00	6,359,001.38	6,187,134.70
Transfer To Fund 38 (838)					

**MANITOWOC PUBLIC SCHOOL DISTRICT
EXPENDITURES (FUNDS 10 - 50)**

Account Number	Name	Budget 2016-17	Budget 2015-16	Est/Actual 2015-16	Actual 2014-15
10-800-838-411000-000	Interfund Trf:Non Ref Debt	462,129.00	774,020.00	773,877.81	1,102,428.04
Total Fund 10 - Transfer To Fund 38 (838)		462,129.00	774,020.00	773,877.81	1,102,428.04
Transfer To Fund 38 (838)					
10-800-846-411000-000	Interfund Trf:Fund 46	0.00	0.00	0.00	600,000.00
Total Fund 10 - Transfer To Fund 38 (838)		0.00	0.00	0.00	600,000.00
Total Fund 10 Object 800s		7,052,172.00	7,174,499.00	7,132,879.19	7,889,562.74

FUND 10 OBJECT 900s - OTHER OBJECTS					
District Dues and Fees (941)					
10-100-941-110000-000	Dist Dues/Fees:Elem Undiff Curr	95.00	95.00	0.00	89.00
10-328-941-110000-000	Dist Dues/Fees:Wash Sch Bldg	0.00	120.00	120.00	0.00
10-800-941-110000-000	Dist Dues/Fees:Undiff	0.00	0.00	200.00	0.00
10-800-941-110000-667	Dist Dues/Fees:Intl Bacc	200.00	150.00	150.00	150.00
10-800-941-121000-000	Dist Dues/Fees:Art	0.00	15.00	15.00	0.00
10-800-941-122000-000	Dist Dues/Fees:Language Arts	300.00	197.00	0.00	0.00
10-800-941-125000-000	Dist Dues/Fees:Music	1,500.00	0.00	0.00	0.00
10-710-941-126241-000	Dist Dues/Fees:Outdoor Ed	0.00	0.00	0.00	0.00
10-414-941-161322-000	Dist Dues Fees:Nat Honor Society	300.00	300.00	385.00	385.00
10-328-941-161339-000	Dist Dues/Fees:Wash Forensics	149.00	149.00	100.00	150.00
10-330-941-161339-000	Dist Dues/Fees:Wilson Forensics	99.00	150.00	150.00	0.00
10-414-941-161339-000	Dist Dues/Fees:L H S Forensics	470.00	470.00	435.00	202.00
10-330-941-161390-000	Dist Dues/Fees:Wilson Other Academics	0.00	0.00	180.00	0.00
10-800-941-162000-000	Dist Dues/Fees:Athletics	3,000.00	601.00	44.11	2,285.53
10-800-941-162400-000	Dist Dues/Fees:Mpsd Athletic Assoc	7,000.00	3,500.00	6,602.85	12,208.30
10-800-941-162800-000	Dist Dues/Fees:Wiaa Athletics	1,480.00	0.00	2,168.00	0.00
10-800-941-162900-000	Dist Dues/Fees:Athletic Concessions	0.00	0.00	0.00	180.00
10-800-941-172000-000	Dist Dues/Fees:Gifted & Talented	525.00	524.00	524.00	504.00
10-800-941-179000-667	Dist Dues/Fees:Intl Bacc Admin	12,000.00	32,525.00	38,577.00	0.00
10-800-941-219122-000	Dist Dues/Fees:K-12 Reading Support	100.00	100.00	39.00	39.00
10-800-941-222200-000	Dist Dues/Fees:Library/Media Serv	735.00	624.00	449.00	624.00
10-800-941-231100-000	Dist Dues/Fees:Board Of Educ	9,953.00	8,653.00	9,913.00	8,429.00
10-800-941-232000-000	Dist Dues/Fees:Dist Admin	500.00	600.00	406.00	565.98
10-414-941-241000-000	Dist Dues/Fees:Lhs Sch Bldg Adm	800.00	800.00	0.00	0.00
10-520-941-241000-000	Dist Dues/Fees:Adm	50.00	0.00	0.00	50.00
10-800-941-251000-000	Dist Dues/Fees:Bus Admin	100.00	100.00	64.00	54.00
10-800-941-253300-000	Dist Dues/Fees:Operations/Plan	0.00	0.00	0.00	50.00
10-800-941-254300-000	Dist Dues/Fees:Oper/Maint	1,000.00	500.00	560.00	0.00
10-800-941-266100-000	Dist Dues:Internet And Wan	1,500.00	1,500.00	1,500.00	1,500.00
Total Fund 10 - District Dues and Fees (941)		41,856.00	51,673.00	62,581.96	27,465.81
Employee Dues and Fees (942)					
10-100-942-110000-000	Emp Dues:Elem Undiff Curr	95.00	0.00	0.00	0.00
10-800-942-110000-000	Ee Dues:Undifferentiated	460.00	460.00	0.00	0.00
10-100-942-110122-000	Ee Dues:Elem Lang Arts	550.00	550.00	0.00	0.00
10-100-942-110124-000	Ee Dues:Elem Math	70.00	70.00	35.00	0.00
10-800-942-122000-000	Ee Dues:Language Arts	100.00	100.00	87.00	0.00
10-800-942-123000-000	Ee Dues:Foreign Language	280.00	150.00	100.00	90.00
10-800-942-123207-322	Ee Dues:Foreign Lang Grant	0.00	50.00	0.00	30.00
10-800-942-127000-000	Ee Dues:Social Studies	150.00	50.00	50.00	142.00
10-800-942-132000-000	Ee Dues:Bus Education	200.00	100.00	100.00	68.00
10-800-942-136000-000	Ee Dues:Tech Education	0.00	120.00	0.00	0.00
10-800-942-143000-000	Ee Dues:Phy Education	0.00	0.00	0.00	0.00
10-800-942-162000-000	Ee Dues:Athletics	500.00	1,300.00	883.80	1,659.14
10-800-942-172000-000	Ee Dues:Gifted & Talented	80.00	40.00	40.00	40.00
10-800-942-211000-000	Ee Dues:Assessment	100.00	100.00	0.00	0.00
10-800-942-214000-000	Ee Dues:Nurse	465.00	515.00	480.00	310.00
10-800-942-219124-000	Ee Dues:K-12 Math Support	100.00	85.00	85.00	124.95
10-800-942-221100-000	Ee Dues:Imprv Instruction	3,105.00	1,905.00	1,830.20	2,117.00
10-800-942-222200-000	Ee Dues:Library/Media Serv	100.00	0.00	0.00	0.00
10-800-942-223700-605	Ee Dues:School To Work	0.00	0.00	220.00	0.00
10-800-942-232000-000	Ee Dues:Dist Admin	2,800.00	2,900.00	1,602.00	1,961.00
10-101-942-241000-000	Ee Dues:Rv Sch Bldg Admin	515.00	515.00	515.00	515.00
10-106-942-241000-000	Ee Dues:Fra Sch Bldg Admin	650.00	650.00	650.00	0.00
10-110-942-241000-000	Ee Dues:Jackson	0.00	0.00	0.00	37.00

**MANITOWOC PUBLIC SCHOOL DISTRICT
EXPENDITURES (FUNDS 10 - 50)**

Account Number	Name	Budget 2016-17	Budget 2015-16	Est/Actual 2015-16	Actual 2014-15
10-112-942-241000-000	Ee Dues:Jefferson	500.00	415.00	415.00	515.00
10-116-942-241000-000	Ee Dues:Mad Sch Bldg Admin	515.00	515.00	515.00	515.00
10-122-942-241000-000	Ee Dues:Mon Sch Bldg Admin	600.00	650.00	515.00	589.00
10-126-942-241000-000	Ee Dues:Sta Sch Bldg Admin	600.00	515.00	515.00	581.00
10-328-942-241000-000	Ee Dues:Wash Sch Bldg Ad	1,500.00	1,230.00	1,229.99	1,268.99
10-330-942-241000-000	Ee Dues:Wil Sch Bldg Adm	2,130.00	1,130.00	858.33	1,130.00
10-414-942-241000-000	Ee Dues:Lhs Sch Bldg Adm	1,545.00	1,545.00	1,545.00	1,445.00
10-520-942-241000-000	Ee Dues:Mckinley	515.00	554.00	528.95	515.00
10-800-942-251000-000	Ee Dues:Bus Admin	800.00	700.00	889.00	215.00
10-800-942-263300-000	Ee Dues:Staff Relations	1,125.00	0.00	1,125.00	0.00
10-800-942-264200-000	Ee Dues:Recruitment / Placement	625.00	595.00	350.00	850.00
Total Fund 10 - Employee Dues and Fees (942)		20,775.00	17,509.00	15,164.27	14,718.08
Pupil Dues and Fees (943)					
10-110-943-110000-000	Pupil Dues:Jac Classroom	0.00	0.00	0.00	52.95
10-800-943-122600-667	Pupil Dues:Intl Bacc Drama Arts	800.00	1,200.00	1,200.00	0.00
10-800-943-123000-000	Pupil Dues:Foreign Language	400.00	400.00	330.00	93.00
10-800-943-124000-000	Pupil Dues:Math	500.00	1,000.00	80.00	125.00
10-800-943-125000-000	Pupil Dues:Music	3,450.00	3,410.00	3,385.50	3,840.00
10-800-943-126000-000	Pupil Dues:Science	0.00	0.00	0.00	0.00
10-800-943-161306-000	Pupil Dues:Theatre	0.00	0.00	800.00	0.00
10-414-943-161317-000	Pupil Dues:L H S Journalism	200.00	200.00	0.00	0.00
10-414-943-161339-000	Pupil Dues:L H S Forensics	990.00	331.00	28.00	0.00
10-800-943-162003-000	Pupil Dues:Athletics	0.00	0.00	0.00	1,462.00
10-800-943-162400-000	Pupil Dues:Mpsd Athletic Assoc	0.00	0.00	0.00	0.00
10-800-943-172000-000	Pupil Dues:Gifted & Talented	569.00	542.00	542.00	513.00
10-800-943-179000-667	Pupil Dues:Intl Bacc Admin	23,545.00	475.00	471.00	22,660.00
10-328-943-241000-000	Pupil Dues:Wash Sch Bldg	0.00	54.00	54.00	0.00
Total Fund 10 - Pupil Dues and Fees (943)		30,454.00	7,612.00	6,890.50	28,745.95
Other Dues and Fees (949)					
10-101-949-110000-000	Field Trip Adm:Riv Classroom	0.00	60.00	60.00	190.00
10-106-949-110000-000	Field Trip Adm:Fra Classroom	500.00	553.00	553.00	759.50
10-110-949-110000-000	Field Trip Adm:Jac Classroom	200.00	200.00	0.00	20.00
10-112-949-110000-000	Field Trip Adm:Jef Classroom	615.00	743.00	773.00	330.00
10-116-949-110000-000	Field Trip Adm:Mad Classroom	500.00	500.00	413.50	641.50
10-328-949-110000-000	Field Trip Adm:Wash Classroom	0.00	0.00	0.00	375.00
10-330-949-110000-000	Field Trip Adm:Wil Classroom	100.00	0.00	0.00	0.00
10-520-949-110000-000	Field Trip Adm:Mck Classroom	250.00	481.00	401.00	215.00
10-800-949-110100-000	Field Trip Adm:Summer Sch	2,000.00	4,000.00	2,571.80	5,737.70
10-800-949-121000-000	Field Trip Adm:Art	282.00	282.00	231.00	172.00
10-800-949-121000-667	Field Trip Adm:Intl Bacc Art	200.00	0.00	0.00	0.00
10-800-949-123000-000	Field Trip Adm:Foreign Lang	1,940.00	1,300.00	707.00	1,145.00
10-800-949-125700-000	Field Trip Adm:Humanities	2,600.00	2,600.00	2,100.00	2,568.00
10-800-949-126000-000	Field Trip Adm:Science	4,000.00	4,000.00	409.50	60.00
10-800-949-127000-000	Field Trip Adm:Soc Studies	1,000.00	1,600.00	1,320.00	1,565.00
10-800-949-132000-000	Field Trip Adm:Bus Education	0.00	240.00	240.00	0.00
10-414-949-138100-000	Field Trip Adm:Lhs At Risk	200.00	200.00	37.50	0.00
10-800-949-143000-000	Field Trip Adm:Phy Education	0.00	700.00	0.00	0.00
10-800-949-161306-000	Field Trip Adm:Drama	3,465.00	3,465.00	2,724.96	0.00
10-414-949-161339-000	Field Trip Adm:L H S Forensics	990.00	505.00	505.00	130.00
10-112-949-164000-367	Field Trip Adm:Jeff Clc Grant	0.00	0.00	0.00	0.00
10-800-949-213000-000	Field Trip Adm:Guidance	0.00	200.00	0.00	0.00
10-800-949-232300-000	Oth Dues/Fees:Negotiations	1,600.00	1,600.00	1,020.00	500.00
10-800-949-251000-000	Oth Dues/Fees:Bus Admin	780.00	850.00	149.86	8,944.90
10-800-949-256770-000	Field Trip Adm:Misc	0.00	0.00	275.00	0.00
Total Fund 10 - Other Dues and Fees (949)		21,222.00	24,079.00	14,492.12	23,353.60
Aidable Refund of Prior Year Revenue (971)					
10-800-971-492000-000	Aidable Refund	0.00	6,455.00	0.00	6,455.36
Total Fund 10 - Aidable Refund of Prior Year Revenue (971)		0.00	6,455.00	0.00	6,455.36
Non-Aidable Property Tax Chargebacks (972)					
10-800-972-492000-000	Property Tax Chargebacks	5,000.00	12,801.00	19,222.42	1,601.35
Total Fund 10 - Non-Aidable Property Tax Chargebacks (972)		5,000.00	12,801.00	19,222.42	1,601.35
Other Miscellaneous Expenditures (999)					
10-112-999-232000-367	Misc:Indirect Cost Rate Adj	0.00	1,500.00	0.00	0.00

**MANITOWOC PUBLIC SCHOOL DISTRICT
EXPENDITURES (FUNDS 10 - 50)**

Account Number	Name	Budget 2016-17	Budget 2015-16	Est/Actual 2015-16	Actual 2014-15
10-328-999-232000-367	Misc:Indirect Cost Rate Adj	0.00	2,250.00	0.00	0.00
10-800-999-232000-367	Misc:Indirect Cost Rate Adj	0.00	0.00	0.00	0.00
10-800-999-251000-000	Miscellaneous:Bus Admin	0.00	0.00	0.00	262.70
Total Fund 10 - Other Miscellaneous Expenditures (999)		0.00	3,750.00	0.00	262.70
Total Fund 10 Object 900s		119,307.00	123,879.00	118,351.27	102,602.85
Total Fund 10 Objects 100 - 999		57,840,830.00	55,636,227.00	55,065,837.99	53,672,554.28

FUND 21 - EXPENDITURES					
FUND 21 OBJECT 100s - SALARIES AND WAGES					
21-000-103-000000-000	Salary/Wages - Paraprofessionals	0.00	0.00	0.00	0.00
21-000-112-000000-000	Salary/Wages - Teachers (Teaching contract)	0.00	0.00	0.00	0.00
21-000-118-000000-000	Salary/Wages - Substitute Teachers	0.00	0.00	0.00	0.00
Total Fund 21 - Salaries and Wages (100s)		0.00	0.00	0.00	0.00

Fund 21 OBJECT 200s - EMPLOYEE BENEFITS					
Wisconsin Retirement System (210s)					
21-000-212-000000-000	Wisconsin Retirement System-Employer	0.00	0.00	0.00	0.00
Total Fund 21 - Wisconsin Retirement System (210s)		0.00	0.00	0.00	0.00
Federal Social Security (220)					
21-000-220-000000-000	Federal Social Security Program	0.00	0.00	0.00	0.00
Total Fund 21 - Federal Social Security (220)		0.00	0.00	0.00	0.00
Group Life Insurance (230)					
21-000-230-000000-000	WI Group Life Insurance	0.00	0.00	0.00	0.00
21-000-231-000000-000	WI Group Life Insurance Additioanl 20%	0.00	0.00	0.00	0.00
Total Fund 21 - Group Life Insurance (230)		0.00	0.00	0.00	0.00
Health and Dental Insurance (240s)					
21-000-241-000000-000	District Health Insurance Program	0.00	0.00	0.00	0.00
21-000-243-000000-000	District Dental Insurance Program	0.00	0.00	0.00	0.00
21-000-249-000000-000	Other Health & Dental Insurance Costs	0.00	0.00	0.00	0.00
Total Fund 21 - Health and Dental Insurance (240s)		0.00	0.00	0.00	0.00
Other Employee Insurance (250s)					
21-000-251-000000-000	Long-Term Disability Insurance	0.00	0.00	0.00	0.00
Total Fund 21 - Other Employee Insurance (250s)		0.00	0.00	0.00	0.00
Total Fund 21 - Employee Benefits (200s)		0.00	0.00	0.00	0.00

FUND 21 OBJECT 300s - PERSONAL SERVICES					
Personal Services (310)					
21-414-310-125000-720	Pers Serv:Lincoln Music Gifts	0.00	0.00	0.00	245.20
21-800-310-299000-510	Pers Serv:Mccp Fundraiser	1,000.00	1,000.00	0.00	0.00
Total Fund 21 - Personal Services (310)		1,000.00	1,000.00	0.00	245.20
Construction Services (327)					
21-800-327-255000-971	Pers Serv:Construction - Gift	25,000.00	0.00	0.00	0.00
Total Fund 21 - Construction Services (327)		25,000.00	0.00	0.00	0.00
Pupil Transportation (341)					
21-116-341-256770-000	Pupil Trav:Madison Gifts	0.00	0.00	0.00	448.33
21-328-341-256770-720	Pupil Trav:Washington Music	0.00	9,192.00	9,191.49	3,543.00
21-330-341-256770-720	Pupil Trav:Wilson Music	0.00	6,109.00	6,108.20	2,297.56
21-414-341-256770-720	Pupil Trav:Lincoln Music Gifts	0.00	12,266.00	12,265.58	12,931.84
Total Fund 21 - Pupil Transportation (341)		0.00	12,266.00	12,265.58	12,931.84
Total Fund 21 - Purchased Services 300s		26,000.00	28,567.00	27,565.27	19,465.93

FUND 21 OBJECT 400s - NONCAPITAL OBJECTS					
General Supplies and Materials (411)					
21-101-411-110000-000	Supp/Mats:Riverview Gifts	0.00	0.00	2,577.64	9,248.01
21-106-411-110000-000	Supp/Mats:Franklin Gifts	0.00	0.00	2,364.50	2,147.08
21-110-411-110000-000	Supp/Mats:Jackson Gifts	0.00	0.00	111.94	1,335.50

**MANITOWOC PUBLIC SCHOOL DISTRICT
EXPENDITURES (FUNDS 10 - 50)**

Account Number	Name	Budget 2016-17	Budget 2015-16	Est/Actual 2015-16	Actual 2014-15
21-112-411-110000-000	Supp/Mats:Jefferson Gifts	0.00	0.00	1,285.24	658.08
21-116-411-110000-000	Supp/Mats:Madison Gifts	0.00	10,000.00	6,129.18	2,344.29
21-116-411-110000-725	Supp/Mats:Madison Sch Of Recognition	0.00	0.00	916.00	50.29
21-122-411-110000-000	Supp/Mats:Monroe Gifts	0.00	0.00	0.00	346.92
21-126-411-110000-000	Supp/Mats:Stangel Gifts	0.00	0.00	0.00	12,093.08
21-328-411-110000-000	Supp/Mats:Washington Gifts	0.00	10,000.00	3,638.35	2,912.52
21-330-411-110000-000	Supp/Mats:Wilson Gifts	0.00	10,000.00	0.00	263.12
21-414-411-110000-000	Supp/Mats:Lincoln Gifts	0.00	10,830.00	3,420.76	3,341.44
21-414-411-110000-723	Supp/Mats:L H S Class Gifts	0.00	0.00	0.00	2,497.92
21-414-411-110000-724	Supp/Mats:A P Scholarship (L H S)	0.00	10,900.00	10,853.00	11,181.00
21-800-411-110000-518	Supp/Mats:Read To Succeed-Sunrise Rotary	0.00	0.00	0.00	1,967.86
21-800-411-110000-561	Supp/Mats:Stem Equity / Cpa Leadership	0.00	0.00	140.32	0.00
21-800-411-110000-564	Supp/Mats:Silver Lake College	0.00	0.00	967.36	99.95
21-800-411-110000-581	Supp/Mats:Franklin - Amy Cherry Gift	0.00	0.00	440.66	0.00
21-800-411-110000-637	Supp/Mats:Kupper Trust	0.00	0.00	527.96	354.90
21-800-411-110000-669	Supp/Mats:J.Rubin - Needy Families	0.00	0.00	470.61	1,582.62
21-800-411-111100-000	Supp/Mats:Gift	12,900.00	2,335.00	2,334.65	1,294.76
21-328-411-125000-720	Supp/Mats:Washington Music	0.00	18,204.00	18,203.89	16,717.94
21-330-411-125000-720	Supp/Mats:Wilson Music	0.00	18,783.00	18,782.98	10,551.36
21-414-411-125000-720	Supp/Mats:Lincoln Music Gifts	0.00	19,430.00	19,429.17	14,631.80
21-800-411-126241-769	Supp/Mats:Cellcom 2015 Green Gift	2,000.00	0.00	0.00	0.00
21-800-411-219000-000	Supp/Mats:Jeff Strengthening Families	35,000.00	0.00	0.00	430.00
21-414-411-241000-721	Supp/Mats:L H S Principal Trust	0.00	0.00	0.00	581.56
21-800-411-299000-000	Supp/Mats:Misc Fees	5,000.00	5,000.00	0.00	0.00
21-800-411-299000-510	Supp/Mats:Mcecp Fundraiser	0.00	0.00	1,463.12	1,185.09
21-800-411-299000-711	Supp/Mats:Special Ed - Employer Recognit	0.00	0.00	1,200.00	0.00
21-800-411-299000-726	Supp/Mats:Step 'N Stone	2,000.00	2,000.00	0.00	704.40
Total Fund 21 - General Supplies and Materials (411)		56,900.00	117,482.00	95,257.33	98,521.49
Instructional Media - Computer Software (435)					
21-800-435-110000-637	Prog Comp Softw:Kupper Trust	0.00	0.00	0.00	400.00
Total Fund 27 - Instructional Media - Computer Software (435)		0.00	0.00	0.00	400.00
Non-Capital Equipment (440)					
21-800-440-110000-637	Non Cap Equip:Kupper Trust	0.00	0.00	13,392.18	10,514.39
21-800-440-111100-000	Non Cap Equip:Gift	4,000.00	4,000.00	0.00	0.00
Total Fund 21 - Non-Capital Equipment (440)		4,000.00	4,000.00	13,392.18	10,514.39
Total Fund 21 - Non-Capital Objects (400s)		60,900.00	121,482.00	108,649.51	109,435.88

FUND 21 OBJECT 500s - CAPITAL OBJECTS					
Equipment/Vehicles - Not Depreciated (551)					
21-800-551-110000-637	Equip Add:Kupper Trust	0.00	0.00	4,493.77	9,717.97
21-800-551-111100-000	Equip Add:Gift	12,000.00	0.00	0.00	0.00
Total Fund 21 - Equipment/Vehicles - Not Depreciated (551)		12,000.00	0.00	4,493.77	9,717.97
Total Fund 21 - Capital Objects (500s)		12,000.00	0.00	4,493.77	9,717.97

FUND 21 OBJECT 900s - OTHER OBJECTS					
Other Miscellaneous Expenditures (999)					
21-800-999-111100-000	Misc Gifts	0.00	0.00	0.00	0.00
Total Fund 21 - Other Miscellaneous Expenditures (999)		0.00	0.00	0.00	0.00
Total Fund 21 - Other Objects (900s)		0.00	0.00	0.00	0.00
Total Fund 21 Objects 100 - 999		98,900.00	150,049.00	140,708.55	138,619.78

FUND 27 - EXPENDITURES					
FUND 27 OBJECT 100s - SALARIES AND WAGES					
27-000-100-000000-000	Salary/Wages - Administration	\$110,644.00	\$105,962.00	108,209.00	105,173.00
27-000-103-000000-000	Salary/Wages - Paraprofessionals	1,385,028.00	1,385,488.00	1,386,058.67	1,355,996.53
27-000-104-000000-000	Salary/Wages - Secretaries	78,183.00	78,678.00	79,743.46	84,778.09

**MANITOWOC PUBLIC SCHOOL DISTRICT
EXPENDITURES (FUNDS 10 - 50)**

Account Number	Name	Budget 2016-17	Budget 2015-16	Est/Actual 2015-16	Actual 2014-15
27-000-105-000000-000	Salary/Wages - Custodians and Maintenance	0.00	0.00	0.00	0.00
27-000-106-000000-000	Salary/Wages - Noon & Bus Duty, Home Visitors	0.00	0.00	0.00	0.00
27-000-109-000000-000	Salary/Wages - Non-Staff Extra Curricular Activities	0.00	0.00	0.00	0.00
27-000-112-000000-000	Salary/Wages - Teachers (Teaching contract)	4,167,454.00	3,967,974.00	4,070,735.55	4,200,110.34
27-000-113-000000-000	Salary/Wages - Overtime	733.00	114.00	721.00	111.02
27-000-116-000000-000	Salary/Wages - Mentors/Summer Sch. & Curriculum	31,215.00	40,676.00	31,438.76	50,950.00
27-000-117-000000-000	Salary/Wages - Co-curricular Academics & Athletics	0.00	0.00	0.00	0.00
27-000-118-000000-000	Salary/Wages - Substitute Teachers	55,470.00	63,960.00	54,921.00	41,542.37
27-000-122-000000-000	Salary/Wages - Psychologists & Other Support Staff	873,139.00	852,689.00	849,537.02	546,212.39
27-000-1xx-000000-000	Salary/Wages - Interns and Other Staff Salaries	0.00	0.00	0.00	0.00
Total Fund 27 Object 100s		\$6,701,866.00	\$6,495,541.00	\$6,581,364.46	\$6,384,873.74

Fund 27 OBJECT 200s - EMPLOYEE BENEFITS					
Wisconsin Retirement System (210s)					
27-000-212-000000-000	Wisconsin Retirement System-Employer	437,580.00	425,289.00	427,279.30	425,296.39
Total Fund 27 Object 210s		437,580.00	425,289.00	427,279.30	425,296.39
27-000-220-000000-000	Federal Social Security Program	483,804.00	467,621.00	466,224.60	454,029.27
Total Fund 27 Object 220s		483,804.00	467,621.00	466,224.60	454,029.27
27-000-230-000000-000	WI Group Life Insurance	10,987.00	9,865.00	10,569.79	9,529.37
27-000-231-000000-000	WI Group Life Insurance Additioanl 20%	2,384.00	2,161.00	2,146.42	1,940.59
Total Fund 27 Object 230s		13,371.00	12,026.00	12,716.21	11,469.96
27-000-241-000000-000	District Health Insurance Program	2,089,180.00	2,014,897.00	1,984,019.63	1,812,122.18
27-000-243-000000-000	District Dental Insurance Program	148,576.00	143,485.00	138,742.74	128,678.93
27-000-249-000000-000	Other Health & Dental Insurance Costs	0.00	0.00	0.00	0.00
Total Fund 27 Object 240s		2,237,756.00	2,158,382.00	2,122,762.37	1,940,801.11
27-000-251-000000-000	Long-Term Disability Insurance	15,750.00	15,486.00	16,351.74	15,695.24
Total Fund 27 Object 250s		15,750.00	15,486.00	16,351.74	15,695.24
Total Fund 27 Object 200s		\$3,188,261.00	\$3,078,804.00	\$3,045,334.22	\$2,847,291.97

FUND 27 OBJECT 300s - PERSONAL SERVICES					
Personal Services (310)					
27-800-310-138200-019	Pers Serv:Voc Ed	463.00	463.00	175.12	0.00
27-800-310-156110-019	Pers Serv:Hearing Impaired	500.00	500.00	453.78	0.00
27-800-310-158000-019	Pers Serv:Combined Costs	5,900.00	3,900.00	0.00	5,807.00
27-800-310-158000-342	Pers Serv:Autism Grant	7,485.00	0.00	0.00	0.00
27-800-310-164000-536	Pers Serv:Jobs First Grant	0.00	200.00	0.00	300.00
27-800-310-221300-019	Pers Serv:Instr Staff Trng	3,520.00	720.00	0.00	0.00
27-800-310-221300-019	Pers Serv:District Mccp	6,500.00	6,500.00	0.00	1,049.50
27-800-310-223300-019	Pers Serv:C W D Coord	6,100.00	4,600.00	620.40	3,345.66
27-800-310-252000-019	Pers Serv:Sch Based Services	0.00	16,200.00	16,200.00	16,200.00
Total Fund 27 - Personal Services (310)		30,468.00	33,083.00	17,449.30	26,702.16
Pupil Transportation (341)					
27-800-341-256751-011	Pupil Trav:C W D Sum Sch	3,000.00	3,000.00	0.00	0.00
27-800-341-256751-341	Pupil Trav:Spec Ed	30,713.00	35,751.00	35,750.63	64,390.71

**MANITOWOC PUBLIC SCHOOL DISTRICT
EXPENDITURES (FUNDS 10 - 50)**

Account Number	Name	Budget 2016-17	Budget 2015-16	Est/Actual 2015-16	Actual 2014-15
27-800-341-256770-019	Pupil Trav:Voc Ed	1,485.00	1,485.00	0.00	0.00
27-800-341-256770-019	Pupil Trav:Combined Costs	20,000.00	20,000.00	12,533.75	14,825.75
27-800-341-256770-341	Pupil Trav:C W D	4,000.00	5,000.00	2,676.25	2,493.43
27-800-341-256770-535	Pupil Trav:Let'S Get To Work	0.00	0.00	0.00	0.00
Total Fund 27 - Pupil Transportation (341)		59,198.00	65,236.00	50,960.63	81,709.89
Employee Travel (342)					
27-800-342-138200-019	Emp Trav:Voc Ed	500.00	500.00	289.03	366.00
27-800-342-138200-540	Emp Trav:Mentor-Mentee Program	0.00	0.00	0.00	82.32
27-800-342-152000-019	Emp Trav:Early Childhood	1,060.00	660.00	0.00	100.00
27-800-342-156110-019	Emp Trav:Hearing Impaired	600.00	1,500.00	1,089.58	0.00
27-800-342-156600-019	Emp Trav:Speech/Lang	1,800.00	2,800.00	1,969.79	2,905.93
27-800-342-158000-019	Emp Trav:Combined Costs	26,000.00	26,000.00	20,778.27	23,121.01
27-800-342-164000-536	Emp Trav:Jobs First Grant	0.00	175.00	235.29	325.88
27-800-342-212000-019	Emp Trav:Social Work	0.00	0.00	0.00	0.00
27-800-342-215000-019	Emp Trav:Psych	5,500.00	5,500.00	2,566.99	1,947.71
27-800-342-218100-019	Emp Trav:Occupational Therapy	4,000.00	5,000.00	2,339.54	1,301.37
27-800-342-218200-019	Emp Trav:Physical Therapy	2,000.00	2,000.00	505.04	250.00
27-800-342-221300-019	Emp Trav:Instr Staff Trng	1,034.00	1,034.00	0.00	0.00
27-800-342-221300-019	Emp Trav:District Mccp	500.00	500.00	0.00	105.23
27-800-342-221300-535	Emp Trav:Instr Staff Training	0.00	0.00	0.00	172.87
27-800-342-223300-019	Emp Trav:Cwd Coord	2,500.00	2,500.00	1,755.87	2,227.04
Total Fund 27 - Employee Travel (342)		45,494.00	48,169.00	31,529.40	32,905.36
Contract Service Travel (343)					
27-800-343-221300-019	Contr Serv Trav:Inst Staff Trng	425.00	425.00	0.00	0.00
Total Fund 27 - Contract Service Travel (343)		425.00	425.00	0.00	0.00
Contract Service Travel-Medical Services (344)					
27-800-344-256751-011	Contr Serv Trav:Iep Medical Services	195,975.00	195,975.00	198,030.56	194,767.44
Total Fund 27 - Contract Service Travel-Medical Services (344)		195,975.00	195,975.00	198,030.56	194,767.44
Communication - Advertising (351)					
27-800-351-164000-536	Advertising:Jobs First Grant	0.00	200.00	0.00	900.00
Total Fund 27 - Communication - Advertising (351)		0.00	200.00	0.00	900.00
Communication - Postage (353)					
27-800-353-138200-019	Postage:Voc Ed	100.00	100.00	0.00	0.00
27-800-353-158000-019	Postage:Combined Costs	90.00	90.00	0.00	0.00
27-800-353-223300-019	Postage:C W D Coord	2,950.00	4,450.00	4,269.15	4,525.03
Total Fund 27 - Communication - Postage (353)		3,140.00	4,640.00	4,269.15	4,525.03
Communication - Printing and Binding (354)					
27-800-354-152000-019	Prtg/Binding:Early Childhood	235.00	235.00	43.69	43.30
27-800-354-156110-019	Prtg/Binding:Hearing Impaired	250.00	250.00	195.64	0.00
27-800-354-156600-019	Prtg/Binding:Speech/Lang	535.00	535.00	171.63	134.48
27-800-354-158000-019	Prtg/Binding:Combined Costs	8,000.00	9,700.00	9,611.34	9,726.51
27-800-354-218100-019	Prtg/Binding:Occupational Therapy	1,510.00	1,510.00	1,053.98	161.69
27-800-354-223300-019	Prtg/Binding:C W D Coord	2,000.00	4,000.00	1,147.19	1,272.85
Total Fund 27 - Communication - Printing and Binding (354)		12,530.00	16,230.00	12,223.47	11,338.83
On-line Communications (358)					
27-800-358-158000-019	On Line Comm:Cc	12,600.00	12,600.00	12,519.85	11,211.60
27-800-358-158000-341	On Line Comm:Combined Costs	0.00	9,000.00	0.00	0.00
Total Fund 27 - On-line Communications (358)		12,600.00	21,600.00	12,519.85	11,211.60
Payment to Non-Governmental Agencies (370)					
27-800-370-436000-019	Tuition:Private Educational Facility	0.00	0.00	0.00	0.00
Total Fund 27 - Payment to Non-Governmental Agencies (370)		0.00	0.00	0.00	0.00
Payment to WI School District (382)					
27-800-382-437000-019	Tuition:C W D Open Enrollment	0.00	15,000.00	7,454.53	748.16
Total Fund 27 - Payment to WI School District (382)		0.00	15,000.00	7,454.53	748.16
Payment to CESA (386)					
27-800-386-436000-019	C E S A:C W D Instr Services	45,601.00	3,601.00	0.00	0.00
27-800-386-436000-341	C E S A:Tuition Spec Education	114,000.00	103,656.00	103,656.00	105,815.50
Total Fund 27 - Payment to CESA (386)		114,000.00	103,656.00	103,656.00	105,815.50
Total Fund 27 - Purchased Services (300s)		519,431.00	507,815.00	438,092.89	470,623.97
FUND 27 OBJECT 400s - NONCAPITAL OBJECTS					
General Supplies and Materials (411)					
27-800-411-138200-019	Supp/Mats:Voc Ed	850.00	850.00	0.00	218.82

**MANITOWOC PUBLIC SCHOOL DISTRICT
EXPENDITURES (FUNDS 10 - 50)**

Account Number	Name	Budget 2016-17	Budget 2015-16	Est/Actual 2015-16	Actual 2014-15
27-800-411-138200-540	Supp/Mats:Mentor-Mentee Program	0.00	0.00	0.00	1,109.60
27-800-411-152000-019	Supp/Mats:Early Childhood	1,000.00	1,000.00	671.07	1,105.40
27-800-411-152000-341	Supp/Mats:Ec	0.00	5,000.00	1,992.78	1,233.81
27-800-411-156100-341	Supp/Mats:Hi	0.00	0.00	0.00	0.00
27-800-411-156110-019	Supp/Mats:Hearing Impaired	1,400.00	1,600.00	1,522.73	866.32
27-800-411-156600-019	Supp/Mats:Speech/Lang	4,389.00	2,639.00	2,523.41	3,979.58
27-800-411-156600-341	Supp/Mats:Speech / Language	0.00	5,000.00	3,028.90	2,304.07
27-800-411-156700-019	Supp/Mats:Visually Impaired	500.00	500.00	0.00	336.54
27-800-411-158000-019	Supp/Mats:Combined Costs	24,000.00	23,150.00	19,055.59	11,541.22
27-800-411-158000-019	Supp/Mats:District Mccp	2,300.00	2,300.00	320.89	2,530.41
27-800-411-158000-341	Supp/Mats:Combined Costs	0.00	74,700.00	19,578.35	28,242.02
27-800-411-158000-342	Supp/Mats:Autism Grant	515.00	0.00	0.00	0.00
27-800-411-164000-535	Supp/Mats:Let'S Get To Work	0.00	0.00	0.00	0.00
27-800-411-164000-536	Supp/Mats:Jobs First Grant	0.00	900.00	392.35	0.00
27-800-411-212000-019	Supp/Mats:Social Work	0.00	0.00	0.00	0.00
27-800-411-214000-341	Supp/Mats:Nurse	0.00	0.00	0.00	0.00
27-800-411-215000-019	Supp/Mats:Psych	5,500.00	4,600.00	382.50	2,162.87
27-800-411-215000-341	Supp/Mats:Psych	0.00	8,000.00	4,997.10	4,750.00
27-800-411-218100-019	Supp/Mats:Occupational Therapy	5,000.00	3,500.00	1,009.80	1,408.33
27-800-411-218100-341	Supp/Mats:Occupational Therapy	0.00	5,000.00	2,236.26	0.00
27-800-411-218200-019	Supp/Mats:Physical Therapy	950.00	950.00	133.98	394.36
27-800-411-218200-341	Supp/Mats:Physical Therapy	0.00	5,000.00	2,023.36	0.00
27-800-411-223300-019	Supp/Mats:C W D Coord	2,750.00	1,750.00	407.66	445.94
27-800-411-223300-341	Supp/Mats:C W D Coord	0.00	0.00	0.00	0.00
Total Fund 27 - General Supplies and Materials (411)		49,154.00	146,439.00	60,276.73	62,629.29
Food Supplies (415)					
27-800-415-138200-019	Food:Voc Ed	201.00	201.00	0.00	35.60
27-800-415-138200-540	Food:Mentor-Mentee Program	0.00	0.00	0.00	849.23
27-800-415-152000-019	Food:Early Childhood	150.00	150.00	0.00	0.00
27-800-415-158000-019	Food:Combined Costs	5,900.00	5,900.00	3,239.18	1,990.71
27-800-415-158000-019	Food:District Mccp	800.00	800.00	280.80	365.52
27-800-415-164000-536	Food:Jobs First Grant	0.00	1,500.00	1,590.05	0.00
27-800-415-221300-019	Food:Instr Staff Trng	405.00	405.00	292.24	0.00
27-800-415-223300-019	Food:C W D Coord	600.00	600.00	393.07	261.82
Total Fund 27 - Food Supplies (415)		8,056.00	9,556.00	5,795.34	3,502.88
Apparel (420)					
27-800-420-138200-540	Apparel:Mentor-Mentee Program	0.00	0.00	0.00	670.67
Total Fund 27 - Apparel (420)		0.00	0.00	0.00	670.67
Instructional Media - Periodicals (434)					
27-800-434-158000-019	Per/Mag:Combined Costs	1,985.00	1,135.00	1,031.99	876.06
Total Fund 27 - Instructional Media - Periodicals (434)		1,985.00	1,135.00	1,031.99	876.06
Instructional Media - Computer Software (435)					
27-800-435-152000-019	Prog Comp Softw:Early Childhood	240.00	240.00	0.00	0.00
27-800-435-156600-019	Prog Comp Softw:Speech/Lang	370.00	370.00	125.00	0.00
27-800-435-158000-019	Prog Comp Softw:Combined Costs	1,175.00	1,175.00	541.04	2,378.15
Total Fund 27 - Instructional Media - Computer Software (435)		1,785.00	1,785.00	666.04	2,378.15
Instructional Media - Other Media (439)					
27-800-439-158000-019	Other Media:Combined Costs	2,000.00	4,000.00	3,202.30	1,599.00
Total Fund 27 - Instructional Media - Other Media (439)		2,000.00	4,000.00	3,202.30	1,599.00
Non-Capital Equipment (440)					
27-800-440-138200-540	Non Cap Equip:Mentor-Mentee Program	0.00	0.00	0.00	615.97
27-800-440-152000-019	Non Cap Equip:Early Childhood	983.00	2,233.00	1,994.02	349.05
27-800-440-152000-341	Non Cap Equip:Ec	0.00	0.00	0.00	931.24
27-800-440-156110-019	Non Cap Equip:Hearing Impaired	620.00	870.00	819.07	474.62
27-800-440-156600-019	Non Cap Equip:Speech/Lang	1,200.00	1,680.00	1,340.62	0.00
27-800-440-156600-341	Non Cap Equip:Speech / Language	0.00	0.00	0.00	66.18
27-800-440-156700-019	Non Cap Equip:Visually Impaired	497.00	497.00	31.98	102.62
27-800-440-158000-019	Non Cap Equip:Combined Costs	18,150.00	22,550.00	24,188.80	16,236.22
27-800-440-158000-019	Non Cap Equip:District Mccp	1,716.00	1,716.00	122.62	1,514.28
27-800-440-215000-019	Non Cap Equip:Psych	400.00	400.00	0.00	0.00
27-800-440-218100-019	Non Cap Equip:Occupational Therapy	1,657.00	3,657.00	3,387.85	566.33
27-800-440-218200-019	Non Cap Equip:Physical Therapy	1,000.00	3,570.00	2,073.07	0.00
27-800-440-223300-019	Non Cap Equip:C W D Coord	2,448.00	948.00	465.46	739.44

**MANITOWOC PUBLIC SCHOOL DISTRICT
EXPENDITURES (FUNDS 10 - 50)**

Account Number	Name	Budget 2016-17	Budget 2015-16	Est/Actual 2015-16	Actual 2014-15
Total Fund 27 - Non-Capital Equipment (440)		28,671.00	38,121.00	34,423.49	21,595.95
Equipment Componets (460)					
27-800-460-158000-019	Equip Components:Cross Categor	1,000.00	1,000.00	157.39	0.00
Total Fund 27 - Equipment Componets (460)		1,000.00	1,000.00	157.39	0.00
Textbooks (470)					
27-800-470-158000-019	Textbooks:Combined Costs	5,000.00	4,400.00	3,200.18	762.34
Total Fund 27 - Textbooks (470)		5,000.00	4,400.00	3,200.18	762.34
Workbooks (472)					
27-800-472-158000-019	Workbooks:Combined Costs	5,532.00	5,532.00	3,719.70	1,817.37
Total Fund 27 - Workbooks (472)		5,532.00	5,532.00	3,719.70	1,817.37
Non-Instructional Computer Software (480)					
27-800-480-223300-341	Non Instr Softw:C W D Coord	8,000.00	8,000.00	8,000.00	6,651.69
Total Fund 27 - Non-Instructional Computer Software (480)		8,000.00	8,000.00	8,000.00	6,651.69
Other Non-Capital Items (490)					
27-800-490-158000-019	Non Instr Media:Combined Cost	2,000.00	2,000.00	1,506.00	0.00
Total Fund 27 - Other Non-Capital Items (490)		2,000.00	2,000.00	1,506.00	0.00
Total Fund 27 - Non-Capital Objects (400s)		113,183.00	221,968.00	121,979.16	102,483.40

FUND 27 OBJECT 500s - CAPITAL OBJECTS					
Building Rental (537)					
27-800-537-255000-019	Bldg Rental	19,000.00	19,000.00	18,400.00	17,561.28
Total Fund 27 - Building Rental (537)		19,000.00	19,000.00	18,400.00	17,561.28
Equipment/Vehicles - Not Depreciated (551)					
27-800-551-156110-019	Equip Add:Hearing Impaired	4,377.00	8,127.00	7,997.78	2,273.00
27-800-551-156600-019	Equip Add:Speech/Lang	480.00	0.00	0.00	0.00
27-800-551-156700-019	Equip Add:Visually Impaired	762.00	762.00	554.10	0.00
27-800-551-158000-019	Equip Add:Combined Costs	5,000.00	8,500.00	6,157.40	860.00
27-800-551-158000-019	Equip Add:District Mccp	1,200.00	1,200.00	0.00	0.00
27-800-551-218100-019	Equip Add:Occupational Therapy	2,200.00	700.00	0.00	0.00
27-800-551-218200-019	Equip Add:Physical Therapy	4,770.00	4,770.00	1,687.78	0.00
27-800-551-223300-019	Equip Add:Cwd Coord	1,800.00	800.00	0.00	0.00
Total Fund 27 - Equipment/Vehicles - Not Depreciated (551)		20,589.00	24,859.00	16,397.06	3,133.00
Equipment/Vehicles Group Dececiated (552)					
27-800-552-158000-019	Equip Group:Combined Costs	4,300.00	0.00	0.00	0.00
Total Fund 27 - Equipment/Vehicles Group Dececiated (552)		4,300.00	0.00	0.00	0.00
Equipment/Vehicles - Depreciated (553)					
27-800-553-156700-019	Equip:Visually Impaired \$2500 Or >	4,000.00	4,000.00	3,240.00	0.00
27-800-553-158000-019	Equip:Combined Costs \$2500 Or >	6,190.00	3,190.00	3,190.00	0.00
27-800-553-218200-019	Equip:Physical Therapy \$2500 Or >	2,570.00	0.00	0.00	0.00
Total Fund 27 - Equipment/Vehicles - Depreciated (553)		12,760.00	7,190.00	6,430.00	0.00
Total Fund 27 - Capital Objects (500s)		56,649.00	51,049.00	41,227.06	20,694.28

FUND 27 OBJECT 900s - OTHER OBJECTS					
Transfer of Handicapped Aid (936)					
27-800-936-490000-019	Tf State Handicap Aid	0.00	0.00	0.00	3,039.37
Total Fund 27 - Transfer of Handicapped Aid (936)		0.00	0.00	0.00	3,039.37
Employee Dues and Fees (942)					
27-800-942-156600-019	Ee Dues:Speech/Lang	2,200.00	2,200.00	1,999.00	2,025.00
27-800-942-159100-019	Ee Dues:Aide	0.00	0.00	950.00	1,950.00
27-800-942-223300-019	Ee Dues:C W D Coord	800.00	800.00	419.00	350.00
Total Fund 27 - Employee Dues and Fees (942)		3,000.00	3,000.00	3,368.00	4,325.00
Other Dues and Fees (949)					
27-800-949-158000-019	Other Dues/Fees:Combined Costs	640.00	640.00	150.00	200.00
27-800-949-221300-019	Other Dues/Fees:Instr Staff Trng	2,010.00	2,010.00	0.00	0.00
27-800-949-221300-019	Other Dues/Fees:District Mccp	210.00	210.00	0.00	10.00
Total Fund 27 - Other Dues and Fees (949)					
Other Miscellaneous Expenditures (999)					
27-800-999-232000-341	Misc:Indirect Cost Rate Adj	19,000.00	0.00	0.00	0.00
Total Fund 27 - Other Miscellaneous Expenditures (999)		21,860.00	2,860.00	150.00	210.00
Total Fund 27 - Other Objects (900s)		24,860.00	5,860.00	3,518.00	7,574.37
Total Fund 27 - Objects 100 - 999		10,604,250.00	10,361,037.00	10,231,515.79	9,833,541.73

**MANITOWOC PUBLIC SCHOOL DISTRICT
EXPENDITURES (FUNDS 10 - 50)**

Account Number	Name	Budget 2016-17	Budget 2015-16	Est/Actual 2015-16	Actual 2014-15
FUND 38 - EXPENDITURES					
FUND 38 OBJECT 600s - DEBT RETIREMENT					
Long-Term Note Principal (673)					
38-800-673-281001-000	Principal:Long Term Note \$5,000,000	0.00	625,000.00	625,000.00	365,000.00
38-800-673-281002-000	Principal:Long Term Note \$1,975,000	0.00	0.00	0.00	675,000.00
38-800-673-281003-000	Principal:Long Term Note \$1,615,000	332,000.00	0.00	0.00	0.00
Total Fund 38 - Long-Term Note Principal (673)		332,000.00	625,000.00	625,000.00	1,040,000.00
Long-Term Note Interest (683)					
38-800-683-281000-000	Interest:Long Term Note \$1,035,000	18,113.00	18,113.00	18,112.50	18,112.50
38-800-683-281001-000	Interest:Long Term Note \$5,000,000	107,062.00	125,813.00	125,812.50	102,191.98
38-800-683-281002-000	Interest:Long Term Note \$1,975,000	0.00	0.00	0.00	13,500.00
38-800-683-281003-000	Interest:Long Term Note \$1,615,000	70,253.00	70,253.00	70,252.50	70,252.50
Total Fund 38 - Long-Term Note Interest (683)		195,428.00	214,179.00	214,177.50	204,056.98
Total Fund 38 - Debt Retirement (600s)		527,428.00	839,179.00	839,177.50	1,244,056.98
Total Fund 38 - Objects 100 - 999		527,428.00	839,179.00	839,177.50	1,244,056.98

FUND 39 - EXPENDITURES					
FUND 39 OBJECT 800s - TRANSFERS					
Residual Balance Transfer-Out (839)					
39-800-839-419000-000	Residual Balance Transfer Out:Fund 10	0.00	0.00	0.00	1,006.92
Total Fund 39 - Residual Balance Transfer-Out (839)		0.00	0.00	0.00	1,006.92
Total Fund 39 - Transfers (800s)		0.00	0.00	0.00	1,006.92
Total Fund 39 - Objects 100 - 999		0.00	0.00	0.00	1,006.92

FUND 49 - EXPENDITURES					
FUND 49 OBJECT 300s - PERSONAL SERVICES					
Personal Services (310)					
49-800-310-255000-973	Pers Serv:Technology Infrastructure Proj	0.00	0.00	0.00	7,588.30
49-800-310-255000-975	Pers Serv:Rrmaf Entrance Project	50,000.00	50,000.00	0.00	4,000.00
49-800-310-255000-976	Pers Serv:\$5M Borrowing	0.00	0.00	86,349.17	0.00
49-800-310-255000-977	Pers Serv:Field Renovations	0.00	0.00	5,000.00	0.00
Total Fund 49 - Personal Services (310)		50,000.00	50,000.00	91,349.17	11,588.30
Construction Services (327)					
49-800-327-255000-970	Construction Services	0.00	0.00	28,400.00	199,860.04
49-800-327-255000-972	Constr Services:Special Projects	0.00	0.00	33,350.00	184,794.67
49-800-327-255000-975	Constr Serv:Rrmaf Entrance Project	0.00	0.00	45,332.36	109,786.87
49-800-327-255000-976	Constr Serv:\$5M Borrowing	2,900,000.00	2,400,000.00	692,385.39	462,998.46
Total Fund 49 - Construction Services (327)		2,900,000.00	2,400,000.00	799,467.75	957,440.04
Total Fund 49 - Purchased Services (300s)		2,950,000.00	2,450,000.00	890,816.92	969,028.34

FUND 49 OBJECT 400s - NONCAPITAL OBJECTS					
General Supplies and Materials (411)					
49-800-411-255000-972	Supp/Mats:Special Projects	0.00	0.00	0.00	49,646.50
49-800-411-255000-975	Supp/Mats:Rrmaf Entrance Project	25,000.00	25,000.00	23,177.88	15,322.32
49-800-411-255000-976	Supp/Mats:\$5M Borrowing	100,000.00	100,000.00	0.00	52,792.27
Total Fund 49 - General Supplies and Materials (411)		125,000.00	125,000.00	23,177.88	117,761.09
Non-Capital Equipment (440)					
49-800-440-255000-975	Non Cap Equip:Rrmaf Entrance Project	0.00	0.00	0.00	60.09
Total Fund 49 - Non-Capital Equipment (440)		0.00	0.00	0.00	60.09
Total Fund 49 - Non-Capital Objects (400s)		125,000.00	125,000.00	23,177.88	117,821.18

FUND 49 OBJECT 500s - CAPITAL OBJECTS					
Equipment/Vehicles - Not Depreciated (551)					
49-800-551-255000-975	Equip Add:Rrmaf Entrance Project	0.00	10,000.00	0.00	0.00
49-800-551-255000-976	Equip Add:\$5M Borrowing	0.00	0.00	19,530.00	0.00
Total Fund 49 - Equipment/Vehicles - Not Depreciated (551)		0.00	10,000.00	19,530.00	0.00
Equipment/Vehicles Group Decreciated (552)					
49-800-552-255000-976	Equip Group:\$5M Borrowing	0.00	0.00	16,275.00	0.00
Total Fund 27 - Equipment/Vehicles Group Decreciated (552)		0.00	0.00	16,275.00	0.00
Equipment/Vehicles - Depreciated (553)					

**MANITOWOC PUBLIC SCHOOL DISTRICT
EXPENDITURES (FUNDS 10 - 50)**

Account Number	Name	Budget 2016-17	Budget 2015-16	Est/Actual 2015-16	Actual 2014-15
49-800-553-254900-974	Equip:Technology Infrastructure	0.00	0.00	0.00	0.00
Total Fund 49 - Equipment/Vehicles - Depreciated (553)		0.00	0.00	0.00	0.00
Total Fund 49 - Capital Objects (500s)		0.00	10,000.00	35,805.00	0.00
Total Fund 49 - Objects 100 - 999		3,075,000.00	2,585,000.00	949,799.80	1,086,849.52

FUND 50 - EXPENDITURES					
FUND 50 OBJECT 300s - PERSONAL SERVICES					
Personal Services (310)					
50-800-310-257000-000	Pers Serv:Food Service	0.00	0.00	0.00	477.15
50-800-310-257200-000	Pers Serv:F S Contract - Personnel	799,763.00	799,763.00	797,754.38	791,399.15
50-800-310-257240-000	Pers Serv:Maintenance Food Serv Equip	1,200.00	2,200.00	4,882.00	1,112.14
50-800-311-257200-000	Pers Serv:F S Contract -Adm/ Mgmt	136,737.00	136,737.00	133,486.42	135,012.26
Total Fund 50 - Personal Services (310)		937,700.00	938,700.00	936,122.80	928,000.70
Property Maintenance Services (324)					
50-800-324-257200-000	Maint Serv:F S Contract	2,200.00	6,700.00	19,472.24	6,772.35
50-800-324-257240-000	Maint Serv:Equipment	29,230.00	30,000.00	29,098.50	18,204.45
Total Fund 50 - Property Maintenance Services (324)		31,430.00	36,700.00	48,570.74	24,976.80
Employee Travel (342)					
50-800-342-257240-000	Emp Trav:Food Service	100.00	200.00	0.00	0.00
Total Fund 50 - Employee Travel (342)		100.00	200.00	0.00	0.00
Contracted Service Travel (343)					
50-800-343-257200-000	Contr Serv Trav:F S Contract	13,910.00	9,410.00	2,750.52	10,910.21
Total Fund 50 - Contracted Service Travel (343)		13,910.00	9,410.00	2,750.52	10,910.21
Communication - Advertising (351)					
50-800-351-257240-000	Advertising:Food Service	750.00	750.00	0.00	553.17
Total Fund 50 - Communication - Advertising (351)		750.00	750.00	0.00	553.17
Communication - Postage (353)					
50-800-353-257200-000	Postage:F S Contract	3,150.00	1,150.00	7,308.77	2,942.31
50-800-353-257240-000	Postage:Food Service	350.00	350.00	319.02	182.19
Total Fund 50 - Communication - Postage (353)		3,500.00	1,500.00	7,627.79	3,124.50
Communication - Printing and Binding (354)					
50-800-354-257200-000	Prtg/Binding:F S Contract	900.00	1,500.00	428.70	849.83
50-800-354-257240-000	Prtg/Binding:M S C	3,100.00	2,600.00	2,999.96	3,031.30
Total Fund 50 - Communication - Printing and Binding (354)		4,000.00	4,100.00	3,428.66	3,881.13
Communication - Telephone (355)					
50-800-355-257200-000	Telephone:F S Contract	1,610.00	1,639.00	1,114.66	1,528.23
Total Fund 50 - Communication - Telephone (355)		1,610.00	1,639.00	1,114.66	1,528.23
Payment To State (387)					
50-800-387-257000-000	Pmt To State:Comm. Handling	15,005.00	15,005.00	20,084.64	14,986.28
Total Fund 50 - Payment To State (387)		15,005.00	15,005.00	20,084.64	14,986.28
Total Fund 50 - Purchased Services (300s)		1,008,005.00	1,008,004.00	1,019,699.81	987,961.02

FUND 50 OBJECT 400s - NONCAPITAL OBJECTS					
General Supplies and Materials (411)					
50-800-411-257200-000	Supp/Mats:F S Contract	21,195.00	16,718.00	10,240.32	18,557.45
50-800-411-257240-000	Supp/Mats:Food	1,100.00	2,100.00	788.63	674.49
50-800-411-257240-376	Supp/Mats:F F V P	0.00	0.00	0.00	0.00
Total Fund 50 - General Supplies and Materials (411)		22,295.00	18,818.00	11,028.95	19,231.94
Food Supplies (415)					
50-800-415-257200-000	Food:F S Contract - Product Cost	625,510.00	623,967.00	655,502.37	625,147.75
50-800-415-257200-586	Food:F S Contract - Summer	16,400.00	0.00	15,418.38	0.00
50-800-415-257240-000	Food:Purchase	19,900.00	39,500.00	10,130.17	38,375.09
50-800-415-257240-376	Food:Purchase F F V P	51,210.00	50,000.00	51,526.72	51,209.84
50-800-415-257240-586	Food:Purchase - Summer	0.00	0.00	1,758.60	0.00
50-800-415-257241-000	Food:Spec Milk Program	900.00	900.00	933.95	896.70
50-800-415-257243-000	Food:Commodities	137,100.00	136,100.00	101,624.71	136,088.60
Total Fund 50 - Food Supplies (415)		851,020.00	850,467.00	836,894.90	851,717.98
Paper Supplies (417)					
50-800-417-257200-000	Paper:F S Contract	35,540.00	35,935.00	33,852.75	32,281.09
Total Fund 50 - Paper Supplies (417)		35,540.00	35,935.00	33,852.75	32,281.09
Non-Capital Equipment (440)					
50-800-440-257200-000	Non Cap Equip:F S Contract	7,850.00	7,850.00	14,970.55	7,038.40

**MANITOWOC PUBLIC SCHOOL DISTRICT
EXPENDITURES (FUNDS 10 - 50)**

Account Number	Name	Budget 2016-17	Budget 2015-16	Est/Actual 2015-16	Actual 2014-15
50-800-440-257240-000	Non Cap Equip:Food Service	500.00	1,000.00	469.24	109.00
Total Fund 50 - Non-Capital Equipment (440)		8,350.00	8,850.00	15,439.79	7,147.40
Non-Instructional Computer Software (480)					
50-800-480-257240-000	Non Instr Software:Food Service	4,800.00	4,800.00	0.00	4,757.00
Total Fund 50 - Non-Instructional Computer Software (480)		4,800.00	4,800.00	0.00	4,757.00
Total Fund 50 - Non-Capital Objects (400s)		922,005.00	918,870.00	897,216.39	915,135.41
FUND 50 OBJECT 500s - CAPITAL OBJECTS					
Equipment/Vehicles - Not Depreciated (551)					
50-800-551-257200-000	Equip Add:F S Contract	8,700.00	8,700.00	1,850.32	7,720.66
50-800-551-257240-000	Food Serv:Equip Purch Add	3,600.00	3,600.00	1,090.95	2,691.82
Total Fund 50 - Equipment/Vehicles - Not Depreciated (551)		12,300.00	12,300.00	2,941.27	10,412.48
Equipment/Vehicles - Depreciated (553)					
50-800-553-257200-000	Equip:F S Contract \$2500 Or >	5,000.00	5,000.00	2,408.00	0.00
50-800-553-257240-000	Equip:Food Serv - \$2500 Or >	9,200.00	9,200.00	11,800.00	8,762.00
Total Fund 50 - Equipment/Vehicles - Depreciated (553)		14,200.00	14,200.00	14,208.00	8,762.00
Equipment Rental (571)					
50-800-571-257200-000	Rental Equip:F S Contract	3,200.00	3,200.00	1,373.85	2,452.12
Total Fund 50 - Equipment Rental (571)		3,200.00	3,200.00	1,373.85	2,452.12
Total Fund 50 - Capital Objects (500s)		29,700.00	29,700.00	18,523.12	21,626.60
FUND 50 OBJECT 900s - OTHER OBJECTS					
District Dues and Fees (941)					
50-800-941-252000-000	Dist Dues/Fees:Credit Card Fees	2,600.00	4,476.00	4,475.47	0.00
50-800-941-257240-000	Dist Dues/Fees:Food Service	900.00	1,000.00	614.50	853.71
Total Fund 50 - District Dues and Fees (941)		3,500.00	5,476.00	5,089.97	853.71
Other Dues and Fees (949)					
50-800-949-257200-000	Other Dues/ Fees:F S Contract	31,910.00	31,910.00	32,483.63	30,516.98
50-800-949-257240-000	Other Dues/Fees:Food Service	0.00	0.00	396.80	0.00
Total Fund 50 - Other Dues and Fees (949)		31,910.00	31,910.00	32,880.43	30,516.98
Total Fund 50 - Other Objects (900s)		32,810.00	32,910.00	33,494.93	31,370.69
Total Fund 50 - Objects 100 - 999		1,995,120.00	1,993,960.00	1,973,409.72	1,956,093.72
Total Fund 10 - Fund 99 Objects 100 - 999		74,141,528.00	71,565,452.00	69,200,449.35	67,932,722.93

Supplemental Information

**DEPARTMENT OF PUBLIC INSTRUCTION
2016-17 REVENUE LIMIT WORKSHEET**

Manitowoc Public School District	Manitowoc	3290	
DATA AS OF 7/12/2016 9:45 AM			
Line 1 Amount may Not Exceed Line 11 - (Line 7B+Line 10) of Final 15-16 Revenue Limit			
2015-16 General Aid Certification (15-16 Line 12A, src 621)	+		29,695,972
2015-16 Computer Aid Received (15-16 Line 17, Src 691)	+		110,318
2015-16 Hi Pov Aid (15-16 Line 12B, Src 628)	+		0
2015-16 Fnd 10 Levy Cert (15-16 Line 18, Levy 10 Src 211)	+		20,750,177
2015-16 Fnd 38 Levy Cert (15-16 Line 14B, Levy 38 Src 211)	+		0
2015-16 Fnd 41 Levy Cert (15-16 Line 14C, Levy 41 Src 211)	+		0
2015-16 Aid Penalty for Over Levy (15-16 <u>FINAL</u> Rev Limit Wksht)	-		0
2015-16 Total Levy for All <u>Levied</u> Non-Recurring Exemptions*	-		2,807,469
*NET 2016-17 Base Revenue Built from 15-16 Data (Line 1)	=		47,748,998
<p>*For 2015-16 Non-Recurring Exemptions Levy Amount, enter actual amount for which district levied; (7B Hold Harmless, Non-Recurring Referenda, Declining Enrollment, Energy Efficiency Exemption, Refunded/Rescinded Taxes, Prior Year Open Enrollment Pupils, Reduction for Ineligible Fund 80 Expends, Environmental Remediation, Adjustment for New choice Pupils in 2015-16)</p>			
September & Summer FTE Membership Averages			
Count Ch. 220 Inter-District Resident Transfer Pupils @ 75%.			
Line 2: Base Avg:(13+.4ss)+(14+.4ss)+(15+.4ss) / 3 =			5,191
	2013	2014	2015
Summer fte:	181	181	206
% (40,40,40)	72	72	82
Sept fte:	5,181	5,129	5,036
Total fte	5,253	5,201	5,118
Line 6: Curr Avg:(14+.4ss)+(15+.4ss)+(16+.4ss) / 3 =			5,140
	2014	2015	2016
Summer fte:	181	206	226
% (40,40,40)	72	82	90
Sept fte:	5,129	5,036	5,011
Total fte	5,201	5,118	5,101
			Enter estimated 2016 Summer & Sept membership values
Line 10B: Declining Enrollment Exemption =			469,119
Average FTE Loss (Line 2 - Line 6, if > 0)			51
X 1.00 =			51
X (Line 5, Maximum 2016-2017 Revenue per Memb) =			9,198.42
Non-Recurring Exemption Amount:			469,119
Line 17: State Aid for Exempt Computers =			110,300
Line 17 = A X (Line 16 / C) (to 8 decimals)			Round to Dollar
2016 Property Values (estimate until Oct '16 values are available)			
A. 2016 Exempt Computer Property Valuation Required	+		12,378,000
B. 2016 TIF-Out Tax Apportionment Equalized Valuation	+		2,269,409,884
C. 2016 TIF-Out Value plus Exempt Computers (A + B)	=		2,281,787,884
<i>Computer aid replaces a portion of proposed Fund 10 Levy</i>			
Src 691 = Computer Value X (Proposed Levy / (TIF-Out Val + Computer Value))			
CELL COLOR KEY: Auto-Calc DPI Data District-Entered			

**DEPARTMENT OF PUBLIC INSTRUCTION
2016-17 REVENUE LIMIT WORKSHEET**

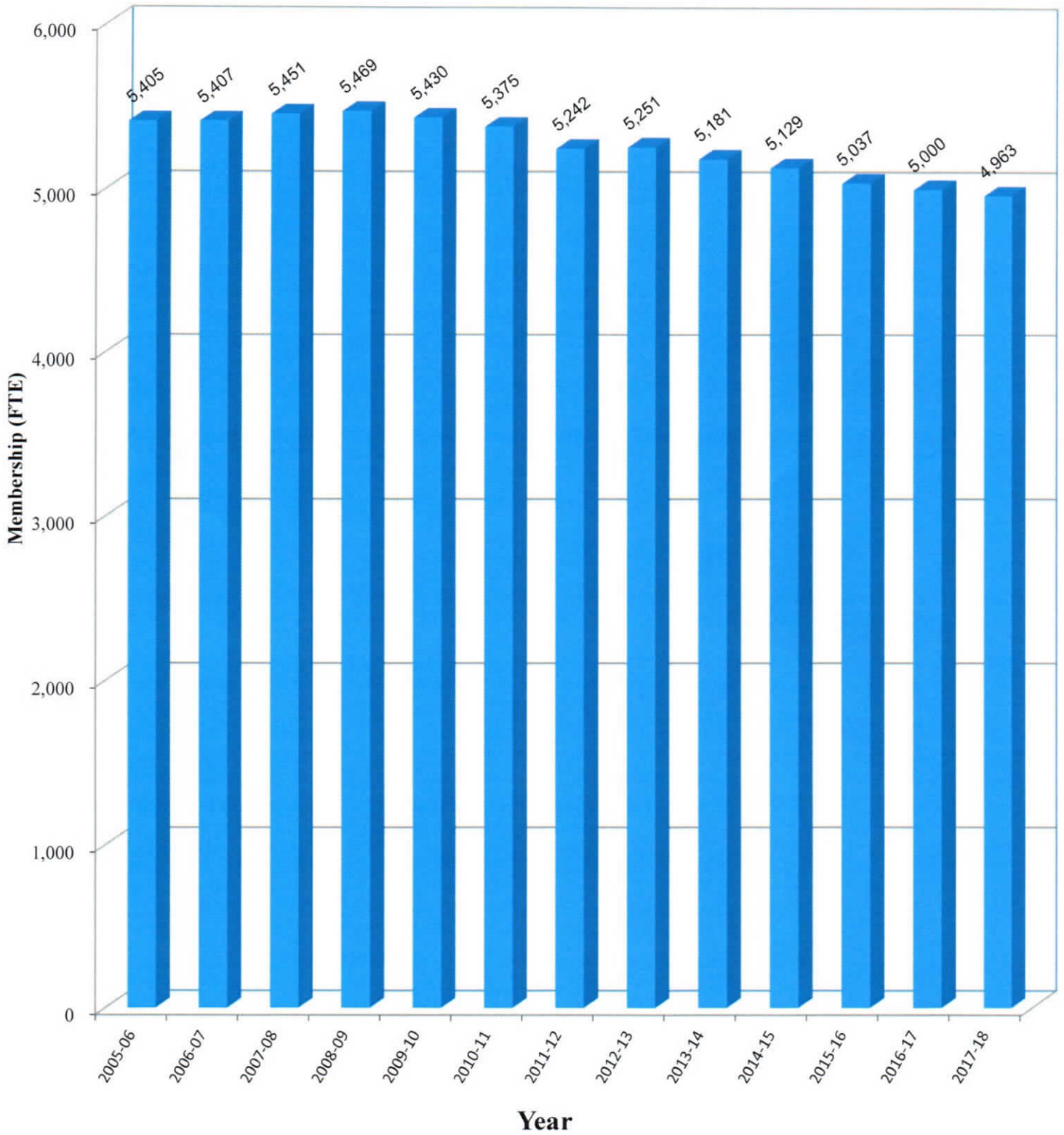
2016-2017 Revenue Limit Worksheet		
1. 2015-16 Base Revenue (Funds 10, 38, 41)	(from left)	47,748,998
2. Base Sept Membership Avg (13+.4ss, 14+.4ss, 15+.4ss/3)	(from left)	5,191
3. 2015-16 Base Revenue Per Member (Ln 1 / Ln2)	(with cents)	9,198.42
4. 2016-17 Per Member Change (A+B+C)		0.00
A. Allowed Per-Member Change	0.00	
B. Low Rev Incr ((9,100 - (3 + 4A))-4C) Not < 0	0	
C. Low Rev Dist in CCDEB (Enter DPI Adjustment)		
5. 2016-17 Maximum Revenue / Member (Ln 3 + Ln 4)		9,198.42
6. Current Membership Avg (14+.4ss, 15+.4ss, 16+.4ss/3)	(from left)	5,140
7. 2016-17 Rev Limit, No Exemptions (Ln7A + Ln 7B)	(rounded)	47,748,998
A. Max Rev/Memb x Cur Memb Avg (Ln 5 x Ln 6)	47,279,879	
B. Hold Harmless Non-Recurring Exemption	469,119	
8. Total 2016-17 Recurring Exemptions (A+B+C+D+E)	(rounded)	0
A. Prior Year Carryover	0	
B. Transfer of Service		
C. Transfer of Territory/Other Reorg (if negative, include sign)		
D. Federal Impact Aid Loss (2014-15 to 2015-16)		
E. Recurring Referenda to Exceed (If 2016-17 is first year)	0	
9. 2016-17 Limit with Recurring Exemptions (Ln 7 + Ln 8)		47,748,998
10. Total 2016-17 Non-Recurring Exemptions (A+B+C+D+E+F+G+H)		2,652,476
A. Non-Recurring Referenda to Exceed 2016-17 Limit	2,000,000	
B. Declining Enrollment Exemption for 2016-17 (from left)	469,119	
C. Energy Efficiency Net Exemption for 2016-17 (see pg 4 for details)	0	
D. Adjustment for Refunded or Rescinded Taxes, 2016-17	17,785	
E. Prior Year Open Enrollment (uncounted pupil[s])		
F. Reduction for Ineligible Fund 80 Expenditures (enter as negative)		
G. Environmental Remediation Exemption		
H. Private School Voucher Aid Deduction per 2015 Act 622	165,572	
11. 2016-17 Revenue Limit With All Exemptions (Ln 9 + Ln 10)		50,401,474
12. Total Aid to be Used in Computation (12A + 12B)		30,069,870
A. JULY 1 General Aid ESTIMATE	30,069,870	
B. State Aid to High Poverty Districts (not all districts)	0	
THIS IS THE JULY 1 ESTIMATE OF GENERAL AID. REMEMBER TO REPLACE WITH THE OCT 15 CERT		
13. Allowable Limited Revenue: (Line 11 - Line 12)		20,331,604
(10, 38, 41 Levies + Src 691. Src 691 is DOR Computer Aid.)		
14. Total Limited Revenue To Be Used (A+B+C)	Not > line 13	20,331,604
Entries Required Below: Enter amnts needed by purpose and fund:		
A. Gen Operations: Fnd 10 including Src 211 & Src 691	20,331,604	(Proposed Fund 10)
B. Non-Referendum Debt (inside limit) Fnd 38 Src 211		(to Budget Rpt)
C. Capital Exp, Annual Meeting Approved: Fnd 41 Src 211		(to Budget Rpt)
15. Total Revenue from Other Levies (A+B+C+D)		1,437
A. Referendum Apprvd Debt (Non Fund 38 Debt-Src 211)		Entry Required
B. Community Services (Fnd 80 Src 211)		(to Budget Rpt)
C. Prior Year Levy Chargeback for Uncollectible Taxes (Src 212)	1,437	(to Budget Rpt)
D. Other Levy Revenue - Milwaukee & Kenosha Only		(to Budget Rpt)
16. Total Levy + Src 691, "Proposed Levy" (Ln 14 + Ln 15)		20,333,041
17. Est Src 691 (Comp Aid) Based on Ln 16 & Values Entered		110,300
18. Fnd 10 Src 211 (Ln 14A-Ln 17), 2016-17 Budget		20,221,304
Line 18 (not 14A) is the Fund 10 Levy certified by the Board.		
19. Total Fall, 2016 All Fund Tax Levy (14B + 14C + 15 + 18)		20,222,741
Line 19 is the total levy to be apportioned in the PI-401.		Levy Rate = 0.00891101

**Manitowoc Public School District
2016-17 EQUALIZATION AID**

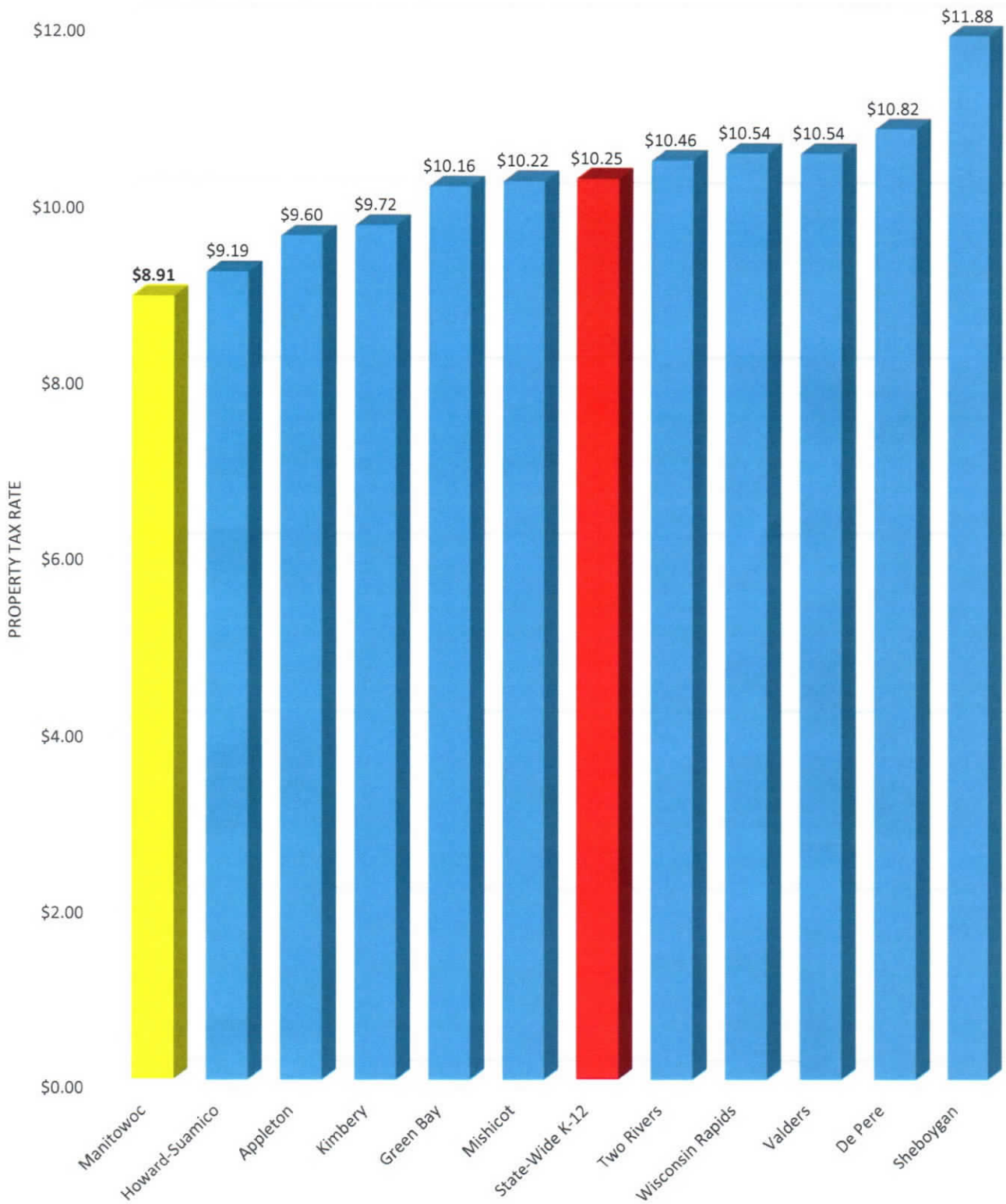
SIMPLIFIED PERCENTAGE METHOD OF CALCULATING EQUALIZATION AID

	UHS / K8, enter 2 or 3			
	<table border="1"><tr><td align="center">1</td></tr></table>			1
1				
	Local Factors:		State Factors:	
1=K-12; 2=UHS; 3=K-8				
Aid Membership (Sept, Jan. & summer)	5,253	Primary cost ceiling:	\$1,000	
Total Shared Cost	\$49,377,744	Secondary cost ceiling:	\$9,688	
May TIF-Out School Aid Value	\$2,337,800,523	Primary guarantee:	\$1,930,000	
Cost per Pupil	\$9,399.91	Secondary guarantee:	\$1,111,158	
Equalized Value Per Pupil	\$445,041	Tertiary guarantee:	\$558,554	
	Primary Level	Secondary Level	Tertiary Level	
District Shared Cost per Pupil	\$1,000.00	\$8,399.91	\$0.00	
District Value Per Pupil	\$445,041	\$445,041	\$445,041	
Guaranteed Value Per Pupil	\$1,930,000	\$1,111,158	\$558,554	
Percent Local Share*	23.059121%	40.051986%	79.677351%	
Local Share Per Pupil**	\$230.59	\$3,364.33	\$0.00	
State Share Per Pupil	\$769.41	\$5,035.58	\$0.00	
Percent State Share	76.94%	59.95%	0.00%	
Total Equal Aid (G5,G10,G15)	\$4,041,704.37	\$26,451,907.73	\$0.00	
Calculated Aid (not < than G5)	\$30,493,612.10			
Milwaukee Parental Choice Prog. Reduction	\$0.00			
Milwaukee Charter Prog. Reduction	(\$424,878.08)			
Prior Year Eq Aid Corrections	\$1,155.00			
Equalization Aid after Reductions	\$30,069,889.00			
Holdharmless 85% Equalization Aid	\$0.00			
Current and Prior Year Eq Aid Adj.	(\$19.00)			
Equalization Aid	\$30,069,870.00			
Average Aid per Pupil	\$5,724.32			
Total Equalization Aid Percent	60.90%			

Manitowoc Public School District Student Enrollment - Membership (FTE)



2015-16 Tax Levies for Various School Districts



Manitowoc Public School District Long-Term Debt Schedule (Fund 38 and Fund 39)

Date	Issue Date 12/1/2009 (Fund 38) \$2,010,000 QSCB		
	Principal	Interest	Total Interest & Principal
10/01/16	0.00	0.00	0.00
04/01/17	0.00	0.00	0.00
10/01/17	0.00	0.00	0.00
04/01/18	0.00	0.00	0.00
10/01/18	1,005,000.00	0.00	1,005,000.00
04/01/19	0.00	0.00	0.00
10/01/19	1,005,000.00	0.00	1,005,000.00
04/01/20	0.00	0.00	0.00
Total	2,010,000.00	0.00	2,010,000.00

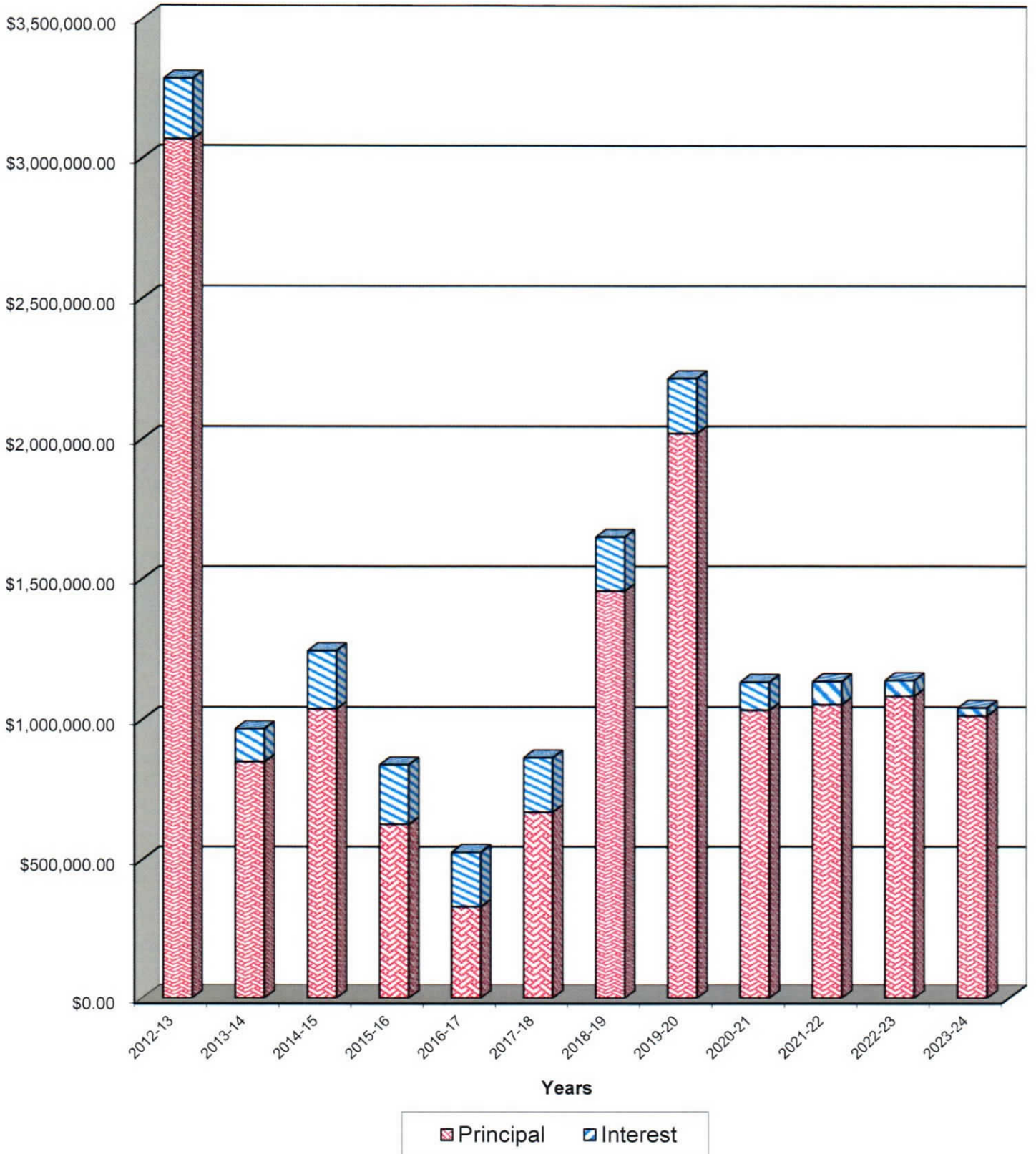
Date	Issue Date 9/1/2010 (Fund 38) \$1,615,000 QSCB		
	Principal	Interest	Total Interest & Principal
10/01/16	0.00	35,126.25	35,126.25
04/01/17	332,000.00	35,126.25	367,126.25
10/01/17	0.00	35,126.25	35,126.25
04/01/18	669,000.00	35,126.25	704,126.25
10/01/18	0.00	35,126.25	35,126.25
04/01/19	452,500.00	35,126.25	487,626.25
10/01/19	0.00	35,126.25	35,126.25
04/01/20	161,500.00	35,126.25	196,626.25
Total	1,615,000.00	281,010.00	1,896,010.00

Date	Issue Date 11/14/2012 (Fund 38) \$1,035,000 G.O. Promissory Notes		
	Sinking Fund-Principal	Interest before Subsidy	Total Interest & Principal
10/01/16	0.00	9,056.25	9,056.25
04/01/17	0.00	9,056.25	9,056.25
10/01/17	0.00	9,056.25	9,056.25
04/01/18	0.00	9,056.25	9,056.25
10/01/18	0.00	9,056.25	9,056.25
04/01/19	0.00	9,056.25	9,056.25
10/01/19	0.00	9,056.25	9,056.25
04/01/20	0.00	9,056.25	9,056.25
10/01/20	0.00	9,056.25	9,056.25
04/01/21	1,035,000.00	9,056.25	1,044,056.25
10/01/21			
04/01/22			
10/01/22			
04/01/23			
10/01/23			
04/01/24			
Total	1,035,000.00	90,562.50	1,125,562.50

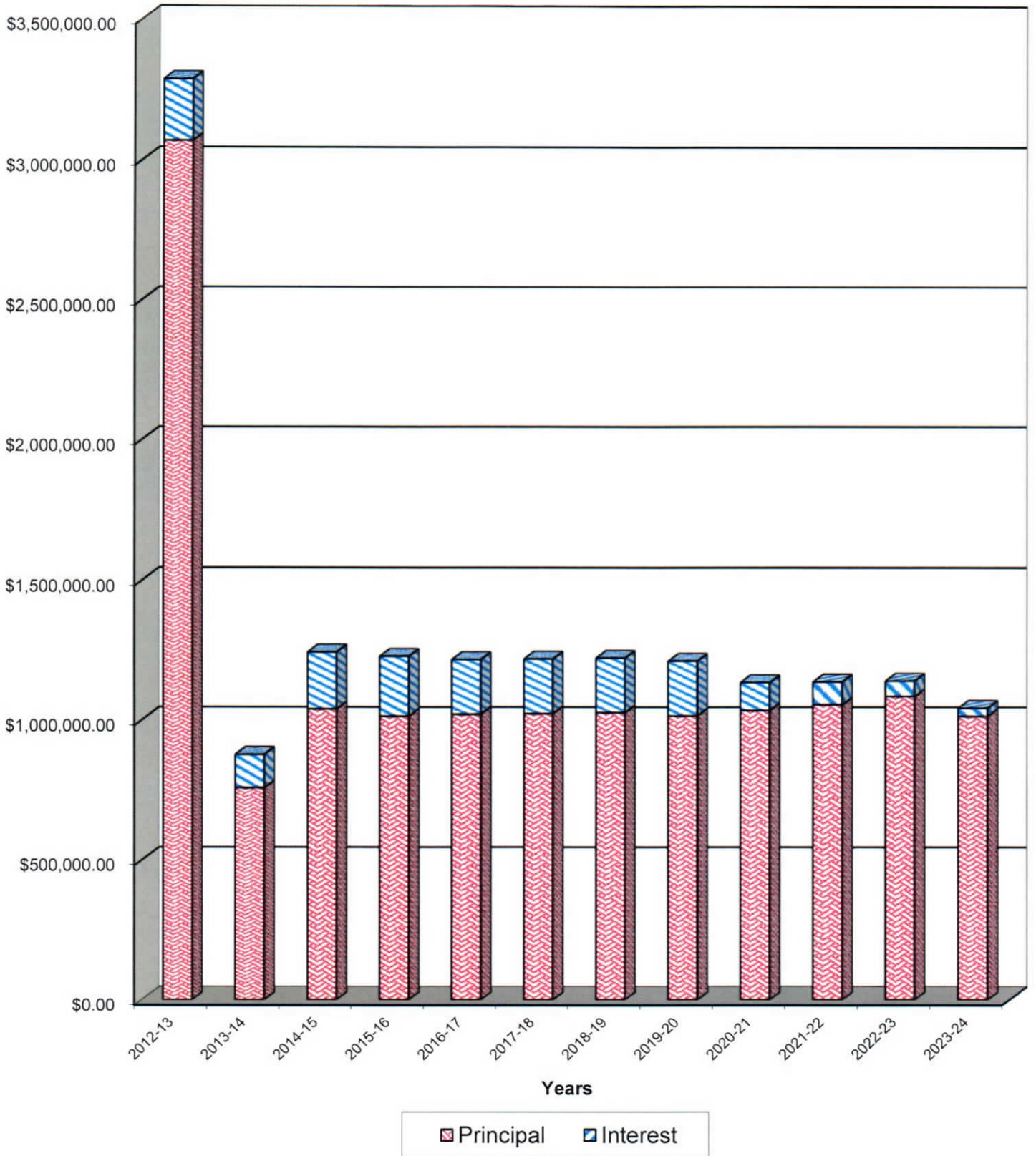
Date	Issue Date 07/02/2014 (Fund 38) \$5,000,000 G.O. Promissory Notes		
	Principal	Interest	Total Interest & Principal
10/01/16	0.00	53,531.25	53,531.25
04/01/17	0.00	53,531.25	53,531.25
10/01/17	0.00	53,531.25	53,531.25
04/01/18	0.00	53,531.25	53,531.25
10/01/18	0.00	53,531.25	53,531.25
04/01/19	0.00	53,531.25	53,531.25
10/01/19	0.00	53,531.25	53,531.25
04/01/20	855,000.00	53,531.25	908,531.25
10/01/20	0.00	40,706.25	40,706.25
04/01/21	0.00	40,706.25	40,706.25
10/01/21	0.00	40,706.25	40,706.25
04/01/22	1,055,000.00	40,706.25	1,095,706.25
10/01/22	0.00	27,518.75	27,518.75
04/01/23	1,085,000.00	27,518.75	1,112,518.75
10/01/23	0.00	13,956.25	13,956.25
04/01/24	1,015,000.00	13,956.25	1,028,956.25
Total	4,010,000.00	674,025.00	4,684,025.00

Date	Fund 38 (Fund 39 = \$0) Total of All Notes and Bonds		
	Principal	Interest	Total Interest & Principal
10/01/16	0.00	97,713.75	97,713.75
04/01/17	332,000.00	97,713.75	429,713.75
10/01/17	0.00	97,713.75	97,713.75
04/01/18	669,000.00	97,713.75	766,713.75
10/01/18	1,005,000.00	97,713.75	1,102,713.75
04/01/19	452,500.00	97,713.75	550,213.75
10/01/19	1,005,000.00	97,713.75	1,102,713.75
04/01/20	1,016,500.00	97,713.75	1,114,213.75
10/01/20	0.00	49,762.50	49,762.50
04/01/21	1,035,000.00	49,762.50	1,084,762.50
10/01/21	0.00	40,706.25	40,706.25
04/01/22	1,055,000.00	40,706.25	1,095,706.25
10/01/22	0.00	27,518.75	27,518.75
04/01/23	1,085,000.00	27,518.75	1,112,518.75
10/01/23	0.00	13,956.25	13,956.25
04/01/24	1,015,000.00	13,956.25	1,028,956.25
Total	8,670,000.00	1,045,597.50	9,715,597.50

Debt Service Funds (Fund 38 & Fund 39) 2012-2024 Long Term Debt Principal & Interest Payments



**Debt Service Funds (Fund 38 & Fund 39)
2012-2024 Long Term Debt Principal & Interest Payments with
Sinking Fund for Fund 38**



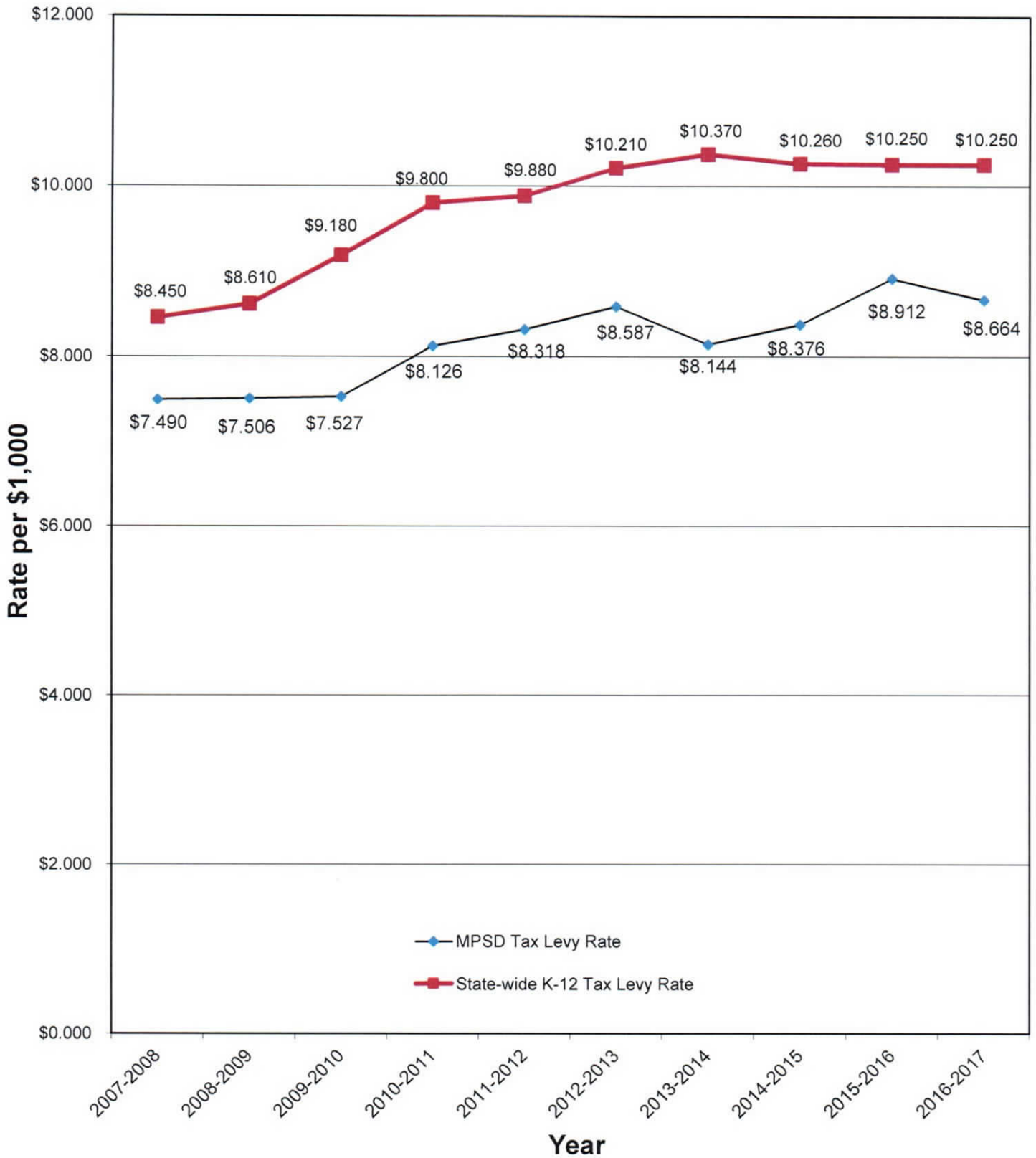
TEN YEAR TAX LEVY COMPARISON
2007-08 through 2016-17 Budgets (including tax levy chargebacks)
 Manitowoc Public School District

Budget Year	2007-2008	2008-2009	2009-2010	2010-2011	2011-2012	2012-2013	2013-2014	2014-2015	2015-2016	2016-2017
Tax Year	2008	2009	2010	2011	2012	2013	2014	2015	2016	2017
Tax Levies:										
General Fund (Fund 10)	14,415,506	15,037,877	16,128,517	18,636,677	19,059,302	19,121,424	18,700,168	19,362,942	20,750,575	20,222,741
Debt Service Fund (Fund 30)	2,850,000	2,850,000	2,380,000	910,000	820,000	820,000	0	0	0	0
Capital Projects Fund (Funds 40)	0	0	0	0	0	0	0	0	0	0
Food Service Fund (Fund 50)	0	0	0	0	0	0	0	0	0	0
Agency Fund (Fund 60)	0	0	0	0	0	0	0	0	0	0
Trust Fund (Fund 70)	0	0	0	0	0	0	0	0	0	0
Total Tax Levy--All Funds	17,265,506	17,887,877	18,508,517	19,546,677	19,879,302	19,941,424	18,700,168	19,362,942	20,750,575	20,222,741
Percent Increase	5.06%	3.60%	3.47%	5.61%	1.70%	0.31%	-6.22%	3.54%	7.17%	-2.54%

Equalized Property Value	2,305,052,110	2,383,183,864	2,459,004,751	2,405,562,249	2,389,927,576	2,322,368,873	2,296,204,403	2,311,640,503	2,328,265,815	#####
Percent Increase	3.81%	3.39%	3.18%	-2.17%	-0.65%	-2.83%	-1.13%	0.50%	0.72%	0.25%

Net Tax Levy Rate (per \$1,000)	\$7.490	\$7.506	\$7.527	\$8.126	\$8.318	\$8.587	\$8.144	\$8.376	\$8.912	\$8.664
Percent Increase (Decrease)	1.20%	0.21%	0.28%	7.96%	2.36%	3.23%	-5.16%	2.85%	6.40%	-2.78%
Net Tax Levy Rate Increase	\$0.089	\$0.016	\$0.021	\$0.599	\$0.192	\$0.269	(\$0.443)	\$0.232	\$0.536	(\$0.248)
State Ave. K-12 Tax Levy Rate	\$8.45	\$8.61	\$9.18	\$9.80	\$9.88	\$10.21	\$10.37	\$10.26	\$10.25	\$10.25

Net Tax Levy Rate for the Last 10 Years



WISCONSIN UNIFORM FINANCIAL ACCOUNTING REQUIREMENTS (WUFAR)

The state budget coding system is named Wisconsin Uniform Financial Accounting Requirements (WUFAR) formerly called WESSAS (Wisconsin Elementary Secondary School Accounting System). WUFAR formally and separately identifies the Object (**what** is purchased) and the Function (for **what purpose** it is purchased). The 1984-85 budget was the first to reflect a change in the accounting basis as prescribed by the Department of Public Instruction.

The basic Funds under the WUFAR system include the following:

Instructional Funds

Instructional funds are funds where elementary and secondary instruction (i.e. K - 12) activities (100 000 function series) pupil support activities (210 000 function series) or instructional staff support (220 000 function series) are recorded.

Fund 10 General Fund

The general fund is used to account for all financial transactions relating to the district's current operations, except for those required to be accounted for in other funds.

Fund 21 Special Revenue Trust Fund

This fund is used to account for trust funds that can be used for district operations. The source of such funds is gifts and donations from private parties. Cash and investments in this fund are expended pursuant to donor specifications. There may be a fund balance in this fund.

Fund 27 Special Education Fund

This fund is used to account for special education and related services funded wholly or in part with state or federal special education aid or charges for services provided to other districts as a result of being a host district for a special education package or cooperative program. No fund balance or deficit can exist in this fund.

Debt Service Funds

These funds are used for recording transactions related to repayment of the following general obligation debt: promissory notes (issued per statute 67.12(12)), bonds, state trust fund loans, and TEACH loans. Also included in these funds are transactions pertaining to land contract payments and refinancing of debt issues and other district obligations as specified by the DPI.

Fund 38 Non-Referendum Debt Service Fund

This fund is used to account for transactions for the repayment of debt issues that were either: not authorized by school board resolution before August 12, 1993, or incurred without referendum approval after that date. A fund balance may exist in this fund.

Fund 39 Referendum Approved Debt Service Funds

This fund is used to account for transactions for the repayment of debt issues that were either: authorized by school board resolution before August 12, 1993, or approved by referendum. The district may account for in such referendum approved debt service transactions in Funds 31, 32, 33, 34, 36, 37 (which are not presently assigned by DPI for reporting purposes) and/or Fund 39. If the district uses funds other than Fund 39, the district must combine and report these funds as Fund 39. A fund balance may exist in this fund.

Capital Projects Funds

These funds are used to account for expenditures financed through the use of bonds, promissory notes issued per statute 67.12(12), state trust fund loans, land contracts, an expansion fund tax levy established per statute 120.10(10m) or projects funded with a TIF capital improvement levy (Kenosha School District only). Capital projects funded through other sources of revenue such as gifts, grants, sale of capital objects, etc. may be accounted for in these funds depending on the circumstances. Proceeds from the sale of buildings, sites and equipment may be placed in this fund with annual meeting approval only. Expenditures are financed through General Fund tax levy or fund balance are always recorded in the General Fund.

Any balance remaining in a subfund established with borrowing proceeds must be transferred to the related debt service fund account upon project completion.

Fund 45 Qualified School Construction Bond Projects Fund

Projects financed with Qualified School Construction Bond program funding. This fund is optional and is included in Fund 49 for DPI reporting purposes.

Fund 46 Long Term Capital Improvement Trust Fund

A school board with an approved long-term capital improvement plan (minimum of 10 years) may establish a “trust” that is funded with a transfer from the general fund. The contribution from Fund 10 to Fund 46 (Long-term Capital Improvement Trust Fund) is recorded as the expenditure for shared cost and equalization aid purposes. Future expenditures from Fund 46 are not part of shared costs. A school board is prohibited from removing money deposited into Fund 46 for a period of five years after the fund is created. After the initial five year wait period is over, funds may only be used for the purposes identified in the approved long-term capital improvement plan. Fund 46 assets may not be transferred to any other school district fund.

Fund 49 Other Capital Project Funds

Used to report capital project fund activities not required to be reported in Funds 41 or 48. The district may account for in such projects in Funds 42, 43, 46, 47 (which are not presently assigned by DPI for reporting purposes) and/or Fund 49. If the district uses funds other than Fund 49, the district must combine and report these funds as Fund 49. A fund balance may exist in this fund.

Food and Community Service Funds

These funds are used to account and report transactions of the district's food and community service activities. No K-12 instructional (100 000 series) or instructional support related functions are recorded in these funds.

Fund 50 Food Service Fund

All revenues and expenditures related to pupil and elderly food service activities are recorded in this fund. A fund balance in the Food Service Fund is permitted. There may be no deficit in the district’s Food Service Fund. Any food service fund deficit, resulting from student food services, must be eliminated by an operating transfer from the General Fund. Any food service fund deficit, resulting from elderly food services, must be eliminated by a transfer from the district’s Community Service Fund. The maximum that may be transferred if the district does not have a deficit in the Food Service Fund is limited to an amount necessary to cover a current year deficit in a particular food service program (National School Lunch, Breakfast, Ala Carte, etc.)

Fund 80 Community Service Fund

This fund is used to account for activities such as adult education, community recreation programs such as evening swimming pool operation and softball leagues, elderly food service programs, non-special education preschool, day care services, and other programs which are not elementary and secondary educational programs but have the primary function of serving the community. Expenditures for these activities, including cost allocations for salaries, benefits, travel, purchased services, etc. are to be included in this Fund to the extent feasible. The district may adopt a separate tax levy for this Fund. Building use fees charged for utilities and other operational costs must be recorded in the General Fund if no cost allocation was made for these to Fund 80.

Fund 60 Agency Fund

This fund is used primarily to account for assets held by the district for pupil organizations. Funds held for parent organizations may be accounted for in this fund and are accounted for as a liability to the parent organization. Parent organization funds may be accounted for in Fund 60. The parent organization may not be a separate 501(c) (3) entity. Receipts such as pupil deposits for books, locks, etc.; other receipts such as school lunch collections, athletic admissions and other fees may be temporarily deposited to agency fund checking accounts maintained at school locations until these items are remitted the district's business office for placement in required funds. Only balance sheet accounts for this Fund are reported in the Budget and Annual Reports. However, auxiliary records of receipts and disbursements must be maintained in at locations administering the accounts. Pupil organizations accounted for in this fund may give money to the district.

Fund 70 Trust Funds

These funds are used to account for assets held by the district in a trustee capacity for individuals, private organizations, other governments and/or other funds.

Fund 72 Private Purpose Trust Fund

This fund is used to account for gifts and donations specified for the benefit of private individuals and organizations not under the control of the school board. Scholarships are recorded in this fund. Cash and investments in this fund are expended pursuant to donor specifications. There may be a fund balance in this fund. Gifts and donations for district operated instructional programs are recorded and accounted for in the Special Revenue Trust Fund (Fund 21).

Fund 73 Employee Benefit Trust Fund

This fund is used to account for resources held in trust for formally established defined benefit pension plans, defined contribution plans, or employee benefit plans. Such plans must be legally established in accordance with state statutes, federal laws and Internal Revenue Service requirements.

The basic Object codes under the WUFAR system include the following:

- 1 0 0 SALARIES** Salaries are gross amounts (i.e., before deductions) paid to employees who are on the district payroll for services rendered to the district.
- 2 0 0 EMPLOYEE BENEFITS** Employee benefits are amounts paid by the district on behalf of employees over and above gross salaries and often as a percentage of salaries. Such payments may be required by law or by contract.
- 3 0 0 PURCHASED SERVICES** Purchased services include amounts paid for personal services rendered by personnel who are not on the payroll of the district and other services that the district may obtain from private or public agencies. While a product may or may not result from the transaction, the primary reason for the purchase is the service provided. The purchase price usually includes, without itemization, the salary and benefits paid to any persons involved, the cost of the objects (whether non-capital or capital) used or furnished and the cost of transporting or furnishing the goods and services.
- 4 0 0 NON-CAPITAL OBJECTS** Non-capital objects include items of an expendable nature that are consumed, worn out or deteriorated by use (supplies); lose their identity through fabrication or incorporation into different or more complex units or substances (materials); have the characteristics of equipment but are not expensive enough to capitalize (non-capital equipment); and have the characteristics of non-capital equipment but also serve a communicative function (media). The unit cost is less than \$300.
- 5 0 0 CAPITAL OBJECTS** Capital objects include items of a permanent or enduring nature that are sufficiently expensive to warrant capitalization (i.e., counting the value of the object as possessed wealth), which are of value for a period longer than the fiscal year in which they were acquired and/or paid for, and which are usually easier and cheaper to repair than to replace. The unit cost of capital objects is \$300 or more.
- 6 0 0 DEBT RETIREMENT** Debt retirement includes: (1) amounts paid as interest for the use of property as it is being acquired; (2) amounts paid as principal (to reduce indebtedness) and interest for the use of borrowed money; and (3) incidental payments connected with the foregoing.
- 7 0 0 INSURANCE AND JUDGMENTS** Several items are included in this category: (1) amounts paid for insurance and fidelity bonds to protect school board members and district employees in their capacity as agents of the district against loss due to accident or neglect; (2) amounts paid for insurance covering district property; (3) expenditures for worker's compensation and payments to the Department of Industry, Labor and Human Relations for unemployment claims paid by DILHR to former district employees; and (4) judgments against the district that might have been covered by insurance.
- 8 0 0 INTERFUND TRANSFERS** A transfer to another fund is an expenditure without expectation of repayment.
- 9 0 0 OTHER OBJECTS** This includes such things as special assessments, dues and fees, reorganization settlement, adjustments and miscellaneous objects.

For purpose of simplicity and consistency, this budget document is presented reflecting the Object level of the budget, but with the various subdivisions of those objects indicated.

State Budget Coding - Expenditures Accounts (Objects)

Purchased Services (300's)

310	Personal services (architects, officials, PLOs)
323	Operational services
324	Maintenance services
327	Construction services
329	Other property services
331	Gas for heat
332	Oil for heat
333	Coal and/or wood for heat
334	Electricity for heat
335	Gas for other than heat
336	Electricity for other than heat
337	Water
338	Sewerage
339	Other utilities
341	Pupil travel
342	Employee travel
343	Contracted service travel
344	Contracted service travel – IEP Medical Serv.
345	Pupil room and board
349	Other travel
351	Advertising
352	Photography
353	Postage/cartage
354	Printing and binding
355	Telephone and telegraph
358	On-line communications
359	Other communications
360	Information technology
370	Payment to non-governmental agencies
381	Payment to municipality
382	Interdistrict payment within Wisconsin
385	Payment to intermediate unit
386	Payment to CESA
387	Payment to State
389	Payment to VTEA district
390	Interfund payment

Non-Capital Objects (400's)

411	General supplies
412	Workbooks
413	Computer supplies
415	Food
416	Medical supplies
417	Paper
418	Fuel for vehicle operation
419	Other supplies
420	Apparel
431	Audiovisual media
432	Library books
433	Newspapers
434	Periodicals
435	Instructional computer software
438	Microfilm
439	Other media
440	Non-capital equipment

450	Objects for resale
460	Equipment components
470	Textbooks
480	Non-Instructional computer software
490	Other non-capital equipment

Capital Objects (500's)

510	Sites
522	Site components (playground equipment)
531	Building acquisition
537	Building rental
541	Building remodeling-addition
542	Building remodeling-replacement
551	Equipment purchase – unit cost \$500 - \$2,499
552	Equipment/vehicle (group cost over \$5,000)
553	Equipment purchase - unit cost \$2,500 or over
571	Equipment rental
572	Vehicle rental

Debt Retirement (600's)

673	Principal on long-term notes
675	Principal on long-term bonds
678	Principal on capital lease
682	Interest on temporary notes
683	Interest on long-term notes
685	Interest on long-term bonds
691	Debt retirement-agent fees
699	Debt retirement-miscellaneous

Insurance and Judgments (700's)

711	District liability insurance
712	District property insurance
713	Workers compensation
714	Fidelity bond
716	District student insurance
719	Other district insurance
720	Judgements
730	Unemployment compensation

Operating Transfers-Out (800's)

810	Transfers-Out (General)
820	Transfers-Out (Special Projects Fund)
830	Transfers-Out (Debt Service)
850	Transfers-Out (Food Service)

Other Objects (900's)

910	Taxes
941	District dues and fees
942	Employee dues and fees
943	Pupil dues and fees
949	Other dues and fees
969	Other adjustments
971	Aidable refund
972	Property tax chargebacks & equal. aid payments
991	Trust fund expenditures
999	Other miscellaneous

State of Wisconsin Budget Coding - Expenditures Accounts (Functions)

110 000	Undifferentiated Curriculum	160 000	Co-Curricular Activities
110 100	Summer school	161 306	Dramatics club
110 124	Elementary math	161 317	Journalism club
110 126	Elementary science	161 322	National honor society
110 127	Elementary social studies	161 339	Forensics
110 200	Elementary pre-school	161 340	Academic decathlon
111 900	Instructional computing	161 341	Odyssey of the Mind
120 000	Regular Curriculum	161 390	Other academic activities
121 000	Art	162 000	Athletics and sports
122 000	English language	162 100	Co-curricular - other sports
123 000	Foreign language	164 000	School/public service
123 207	English as a second language (ELL)	170 000	Other Special Instruction
124 000	Mathematics	171 000	Culturally/socially disadvantaged
125 000	Music	172 000	Gifted and Talented
126 000	Science	173 000	Homebound Instruction for non-CWD pupils
126 241	Outdoor education	174 000	School-age parent
127 000	Social studies	179 000	Other Special Needs
130 000	Vocational Curriculum	210 000	Pupil Services
131 000	Agriculture education	211 000	Direction of pupil services
132 000	Business education	212 000	Social work
135 000	Family and consumer education	212 200	Social work - classified
136 000	Technology education	212 900	Social work - other
138 100	Vocational education - disadvantaged	213 000	Guidance
140 000	Physical Curriculum	213 500	Placement
141 000	Health	214 000	Health (providing students with appropriate medical, dental and nursing services)
141 730	Health - harmful substances	214 100	Direction of health
143 000	Physical education	214 200	Medical
150 000	Special Curriculum	214 300	Dental
152 000	Early Childhood	214 400	Nursing
153 000	Emotionally disturbed	214 900	Other health
155 000	Cognitively disabled	215 000	Psychological services
156 000	Physical/sensory handicapped	216 000	Speech pathology and audiology services
156 100	Hearing impaired & deaf/blind	217 000	Attendance
156 110	Hearing impairment	218 100	Occupational therapy
156 210	Homebound instruction for EEN pupils	218 200	Physical therapy
156 400	Physical/other health impaired	219 000	Other pupil services
156 410	Other health impaired (classroom)	220 000	Instructional Staff Services
156 430	Orthopedically Impaired	221 000	Improvement of instruction
156 600	Speech/language	221 001	Improvement of instruction
156 700	Visually impaired	221 100	Direction of improvement of instruction
156 800	Hospital Instruction	221 110	Direction of improvement of instruction (testing)
157 000	Learning disability	221 200	Curriculum development
158 000	Cross Categorical	221 300	Instructional staff training
159 100	Special Education Paraprofessionals		
159 200	Special Education Short Term Subs		

State of Wisconsin Budget Coding - Expenditures Accounts (Functions)

221 400	Professional library	256 770	Contracted transportation field trips
222 000	Library media	257 000	Food service
222 200	Library media resources and services	258 000	Internal services
222 300	Production of educational media	258 300	Warehousing and distributing
222 900	Other library media	258 400	Publishing and duplication
223 000	Supervision and coordination	259 000	Other business services
223 100	Athletics		
223 300	Exceptional education	260 000	Information
223 500	General instruction	263 100	Direction of information
223 700	Supervision and coordination - vocational education	263 232	Information/postage district administration
223 900	Other supervision and coordination	263 300	Public information
230 000	General Administration	263 351	Telephone service
231 100	Board of education	263 900	Other information
231 400	Election	264 200	Recruitment and placement
231 500	Legal	264 400	Non-instruction staff training
231 600	School census	264 500	Health services
231 700	Audit	270 000	Insurance and Judgment
232 000	District administration	271 000	Health insurance (WPPN)
239 000	Other general administration	280 000	Debt Services
240 000	School Building Administration	281 088	Long-term debt (1988)
241 000	Office of principal	281 090	Long-term debt (1990)
241 100	School building administration	281 093	Long-term debt (1993)
		282 000	Refinancing
250 000	Business Administration	290 000	Other Support Services
251 000	Direction of business	291 000	Early retirement benefits
252 000	Fiscal	292 000	CESA general administration
252 700	Property accounting	299 000	Miscellaneous
253 000	Operations		
253 200	Operations of sites	410 000	Interfund Operating Transfer
253 300	Operations of buildings	430 000	Instructional Service Payments
253 400	Operations of equipment	431 000	General Tuition-non Open Enrollment
253 500	Operations of vehicles	433 000	Co-curricular Cooperative Program Changes
253 902	Snow removal		
253 910	Custodial labor reimbursement	435 000	General Tuition-Open Enrollment
253 962	Operations of plant/athletics	436 000	Special Education Tuition-Non Open Enrollment
253 964	Custodial/stage crew		
254 000	Maintenance	437 000	Special Education Tuition-Open Enrollment
254 200	Maintenance of sites		
254 300	Maintenance of buildings		
254 400	Maintenance of equipment	490 000	Other Non-Program Transactions
254 500	Maintenance of vehicles		
255 000	Facilities acquisition/remodeling		
255 300	Building remodeling		
256 000	Pupil transportation		
256 710	Contracted transportation fleet		
256 730	Contracted transportation parent contract		
256 750	Contracted transportation special education		

**BUILDINGS AND PROPERTY LIST
MANITOWOC PUBLIC SCHOOL DISTRICT
Manitowoc, WI 54221-1657**

Name	Address	Acreage	Year of Purchase, Additions and/or Renovations to Site
Administration Building:			
MPSD Administration Offices	2902 Lindbergh Drive	1.18	2007
Schools			
Benjamin Franklin School	800 South 35 Street	11.60	1953, 1957, 1992, 2004, 2010
Andrew Jackson School	1201 North 18 Street	8.50	1953, 1955, 1962, 1998
Jefferson School	1415 Division Street	2.49	1996
Madison School	701 North Fourth Street	4.74	1955, 1977, 1998
McKinley School	1010 Huron Street	2.46	1891, 1899, 1907, 1938, 2001/02, 2007
James Monroe School	2502 South 14 Street	18.50	1964, 1980, 1992
Riverview School	4400 Michigan Avenue	14.96	1970, 2002, 2006
C. G. Stangel School	1002 East Cedar Avenue	9.52	1969
Washington Junior High School	2101 Division Street	12.33	1936, 1940, 1957, 1988, 1998
Wilson Junior High School	1201 North 11 Street	10.42	1931, 1958, 1992/93, 1998, 2010
Lincoln Senior High School:			
Main Building	1433 South Eighth Street	20.44	1923, 1942, 1955, 1983 1998/99, 2000/01, 2004
Vits Memorial Natatorium	1433 South Eighth Street		1930, 1998/99
JFK Physical Education Bldg.	South Ninth Street		1961, 1998/99
Food Service, Central Receiving, Maintenance, Printing and Library Services:			
Multi-Service Center	1820 South 30 th Street	3.49	2001, 2004
Vehicle Storage Building	700 East Green Street		1974
Garage and Storage Building	Lake Front off Green St.		1923
Rahr Memorial School Forest:			
Lodge	11617 Sandy Bay Road Two Rivers, WI 54241	256.60	1955
Multi-use Building	11617 Sandy Bay Road		1963
Observatory	11617 Sandy Bay Road		1970
Classroom & Museum Building	11617 Sandy Bay Road		1977
Classroom Building	11617 Sandy Bay Road		2005-2008
Future School Sites (vacant land):			
South 35 Street	Manitowoc	18.42	1970, 1981
Fleetwood Drive	Manitowoc	14.45	1976
Other Property:			
Municipal Field	1800 South 23 rd Street	9.52	1998
721 Green Street (garage)	Manitowoc	.34	2006
Vacant Land with 2 parcels	Michigan Avenue	40.71	2010